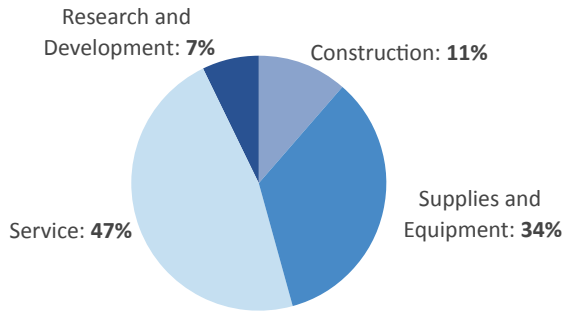


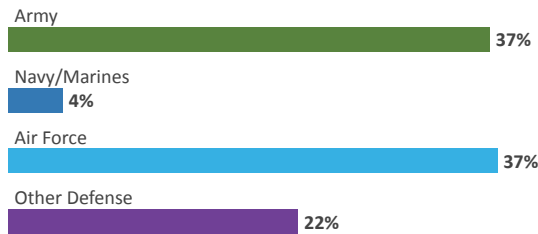
# MONTANA

## DEFENSE CONTRACTS

### By Type



### By Service



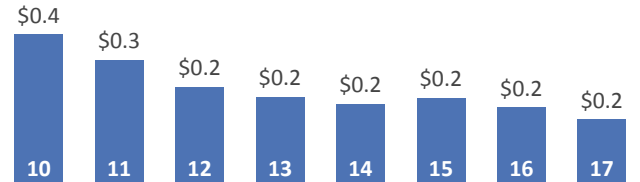
### Top Defense Contractors

(M=millions)

T&L Sales	\$10.7 M
S&K Global Solutions	\$8.5 M
Ames Construction	\$7.8 M
Project Resources	\$7.1 M
CM Manufacturing	\$4.4 M
CDM Smith	\$4.3 M
Calumet Shreveport Fuels	\$4.2 M
James Talcott Construction	\$3.5 M
Integrated Security Solutions	\$3.3 M
S&K Aerospace	\$3.2 M

### Contract Awards Performed

(By Fiscal Year, Billions)

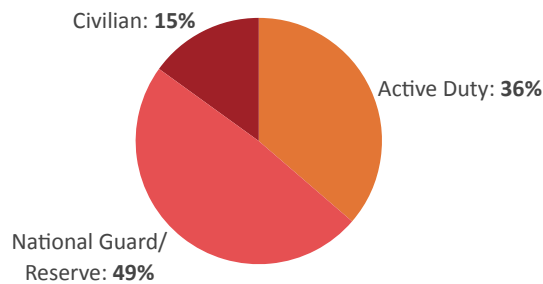


## DEFENSE PERSONNEL

### Allocations, By Type

**\$338.9 MILLION**  
TOTAL PAYROLL

**9,165**  
TOTAL PERSONNEL



### Allocations, By Service



### Top Defense Personnel Locations

County	Total*	Active Duty Military	Civilian
Cascade	5,195	3,226	860
Lewis and Clark	1,637	ND	343
Yellowstone	657	35	15
Missoula	421	27	24
Gallatin	278	10	ND
Flathead	219	ND	ND
Silver Bow	151	10	19
Park	85	ND	ND
Valley	79	ND	43
Lincoln	69	ND	49

\*Total also includes uniformed National Guard and Reserve units.

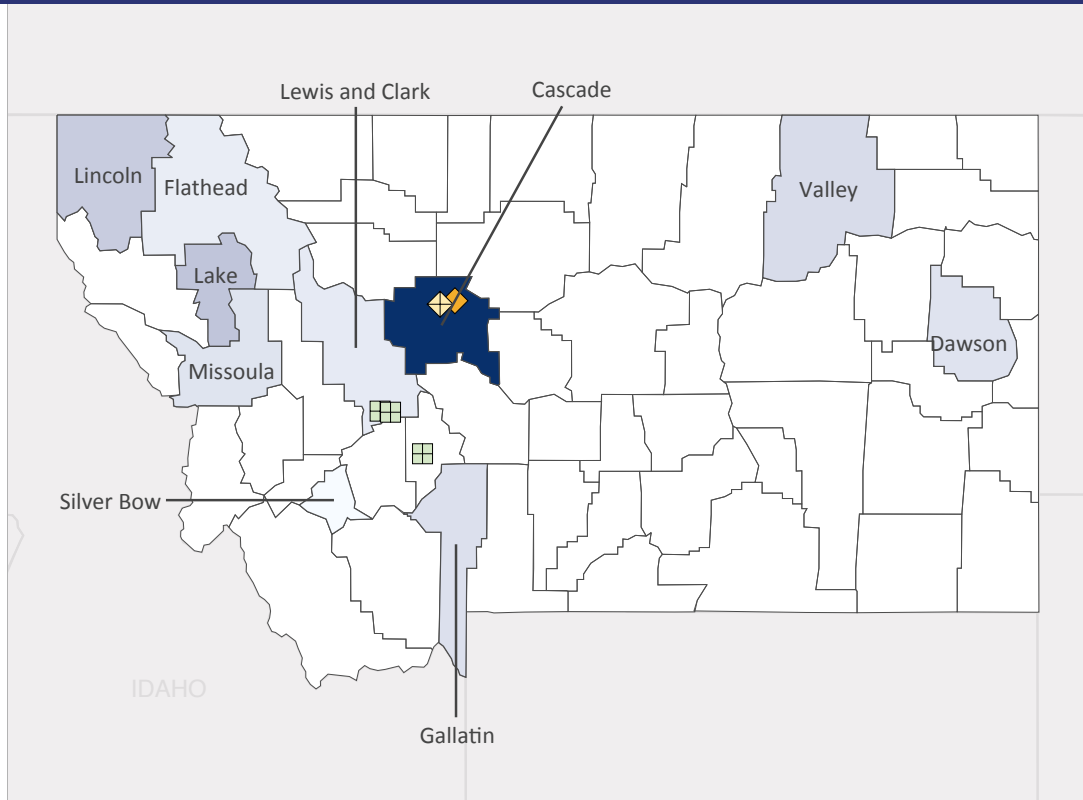
Data sources: DoD's Defense Manpower Data Center; DoD's Procurement and Acquisition Policy; DoD's Military Installations, Ranges and Training Areas; USASpending.gov; U.S. Bureau of Economic Analysis; U.S. Census Bureau; and Unitedstateszipcodes.org.

#49 \$0.5 B SPENT IN STATE	#39 1.0% OF STATE GDP	0.1% OF TOTAL U.S. DEFENSE SPENDING	\$468 PER RESIDENT	#50 \$0.2 B CONTRACT SPENDING	#48 9,165 NUMBER OF PERSONNEL	#46 \$0.3 B PERSONNEL SPENDING
----------------------------------	--------------------------	---	-----------------------	-------------------------------------	-------------------------------------	--------------------------------------

TOP DEFENSE CONTRACT SPENDING LOCATIONS

(M=millions)

Cascade County	\$60.5 M
Lake County	\$16.0 M
Lincoln County	\$14.1 M
Valley County	\$10.0 M
Gallatin County	\$8.9 M
Dawson County	\$8.2 M
Missoula County	\$8.1 M
Lewis and Clark County	\$6.3 M
Flathead County	\$5.6 M
Silver Bow County	\$2.0 M



◆ AF Active    ◆ AF Guard    □ Army Guard

TOP DEFENSE PERSONNEL SPENDING LOCATIONS

(K=thousands M=millions)

Cascade County	\$238.5 M
Lewis and Clark County	\$53.6 M
Yellowstone County	\$11.0 M
Missoula County	\$8.7 M
Silver Bow County	\$5.1 M
Lincoln County	\$4.4 M
Gallatin County	\$4.3 M
Valley County	\$4.1 M
Flathead County	\$3.4 M
Park County	\$747.5 K

