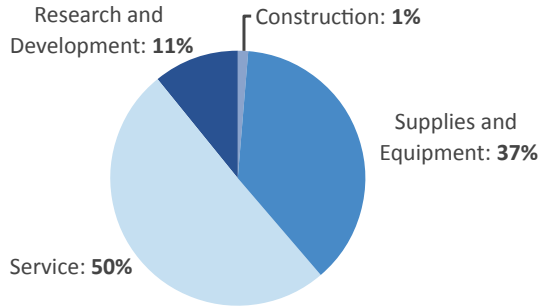


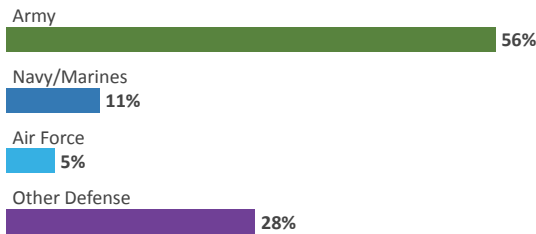
# ALABAMA

## DEFENSE CONTRACTS

### By Type



### By Service



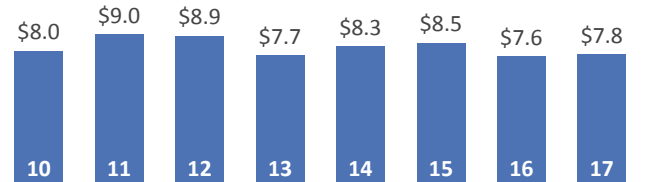
### Top Defense Contractors

(M=millions B=billions)

Boeing	\$1.2 B
L3 Technologies	\$564.6 M
SAIC	\$510.1 M
Austal	\$413.5 M
Redstone Defense Systems	\$287.1 M
Torch Technologies	\$233.1 M
Intuitive Research and Technology	\$209.2 M
Science and Engineering Services	\$207.0 M
Lockheed Martin	\$203.8 M
Bechtel Group	\$195.0 M

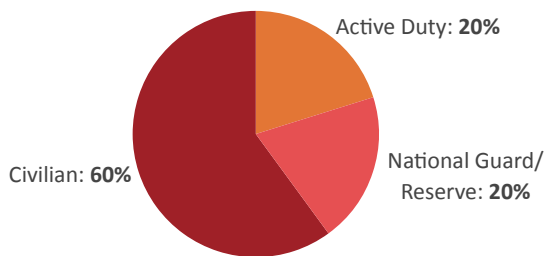
### Contract Awards Performed

(By Fiscal Year, Billions)

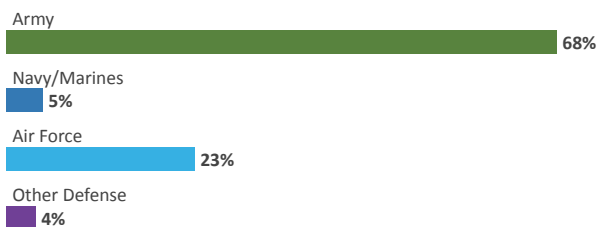


## DEFENSE PERSONNEL

### Allocations, By Type



### Allocations, By Service



**\$3.1 BILLION**  
TOTAL PAYROLL

**39,741**  
TOTAL PERSONNEL

### Top Defense Personnel Locations

County	Total*	Active Duty Military	Civilian
Madison	14,751	751	13,531
Montgomery	7,870	2,905	3,119
Dale	6,014	3,648	2,277
Calhoun	3,763	57	3,151
Jefferson	2,306	303	438
Mobile	1,380	36	731
Lee	312	59	22
Houston	257	41	35
Tuscaloosa	241	15	74
Coffee	204	ND	105

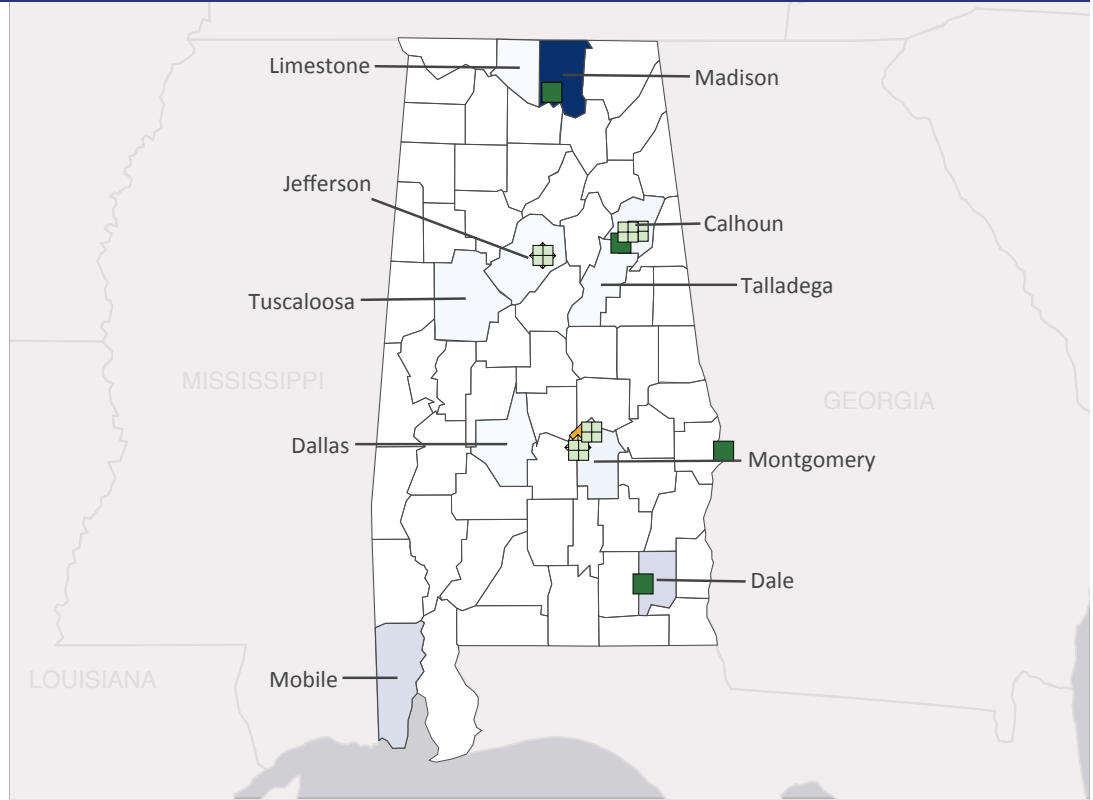
\*Total also includes uniformed National Guard and Reserve units.

Data sources: DoD's Defense Manpower Data Center; DoD's Procurement and Acquisition Policy; DoD's Military Installations, Ranges and Training Areas; USASpending.gov; U.S. Bureau of Economic Analysis; U.S. Census Bureau; and Unitedstateszipcodes.org.

<b>#10</b> \$10.9 B SPENT IN STATE	<b>#6</b> 5.1% OF STATE GDP	<b>2.7%</b> OF TOTAL U.S. DEFENSE SPENDING	<b>\$2,231</b> PER RESIDENT	<b>#11</b> \$7.8 B CONTRACT SPENDING	<b>#17</b> 39,741 NUMBER OF PERSONNEL	<b>#11</b> \$3.1 B PERSONNEL SPENDING
--	--------------------------------	--	--------------------------------	--	---	---

**TOP DEFENSE CONTRACT SPENDING LOCATIONS** (M=millions B=billions)

Madison County	\$5.7 B
Dale County	\$825.2 M
Mobile County	\$750.7 M
Montgomery County	\$216.4 M
Calhoun County	\$153.9 M
Tuscaloosa County	\$79.2 M
Talladega County	\$63.2 M
Limestone County	\$59.8 M
Jefferson County	\$58.2 M
Dallas County	\$53.7 M



◆ AF Active   
 ◻ AF Guard   
 ■ Army Active   
 ◻ Army Guard

**TOP DEFENSE PERSONNEL SPENDING LOCATIONS** (M=millions B=billions)

Madison County	\$1.5 B
Montgomery County	\$529.8 M
Dale County	\$391.0 M
Calhoun County	\$235.0 M
Jefferson County	\$153.7 M
Mobile County	\$88.7 M
Lee County	\$13.8 M
Tuscaloosa County	\$13.7 M
Houston County	\$12.3 M
Coffee County	\$9.0 M

