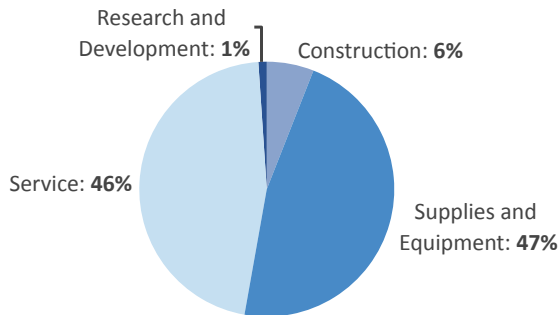


# ARKANSAS

## DEFENSE CONTRACTS

### By Type



### By Service



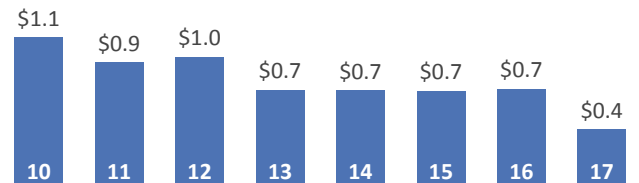
### Top Defense Contractors

(M=millions)

General Dynamics	\$67.2 M
Esterline Technologies	\$27.2 M
Lockheed Martin	\$27.1 M
Sundt	\$22.5 M
AECOM	\$17.0 M
Pine Bluff Sand and Gravel	\$14.0 M
Aerojet Rocketdyne	\$12.6 M
PPG Industries	\$12.3 M
Southern Contracting	\$9.2 M
Mobley Contractors	\$8.4 M

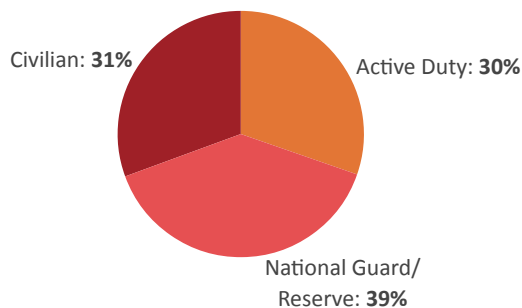
### Contract Awards Performed

(By Fiscal Year, Billions)

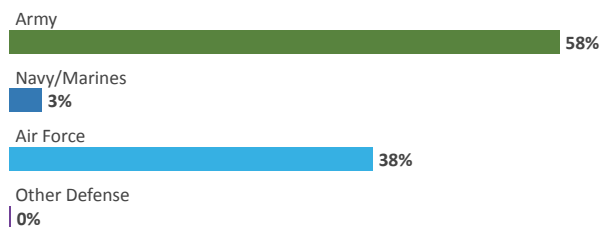


## DEFENSE PERSONNEL

### Allocations, By Type



### Allocations, By Service



**\$686.8 MILLION**  
TOTAL PAYROLL

**11,725**  
TOTAL PERSONNEL

### Top Defense Personnel Locations

County	Total*	Active Duty Military	Civilian
Pulaski	7,377	3,422	1,906
Sebastian	971	32	376
Jefferson	804	11	754
Benton	324	ND	28
Craighead	136	ND	20
Garland	136	ND	60
Washington	114	13	ND
Faulkner	106	ND	21
Union	105	ND	ND
Pope	101	ND	56

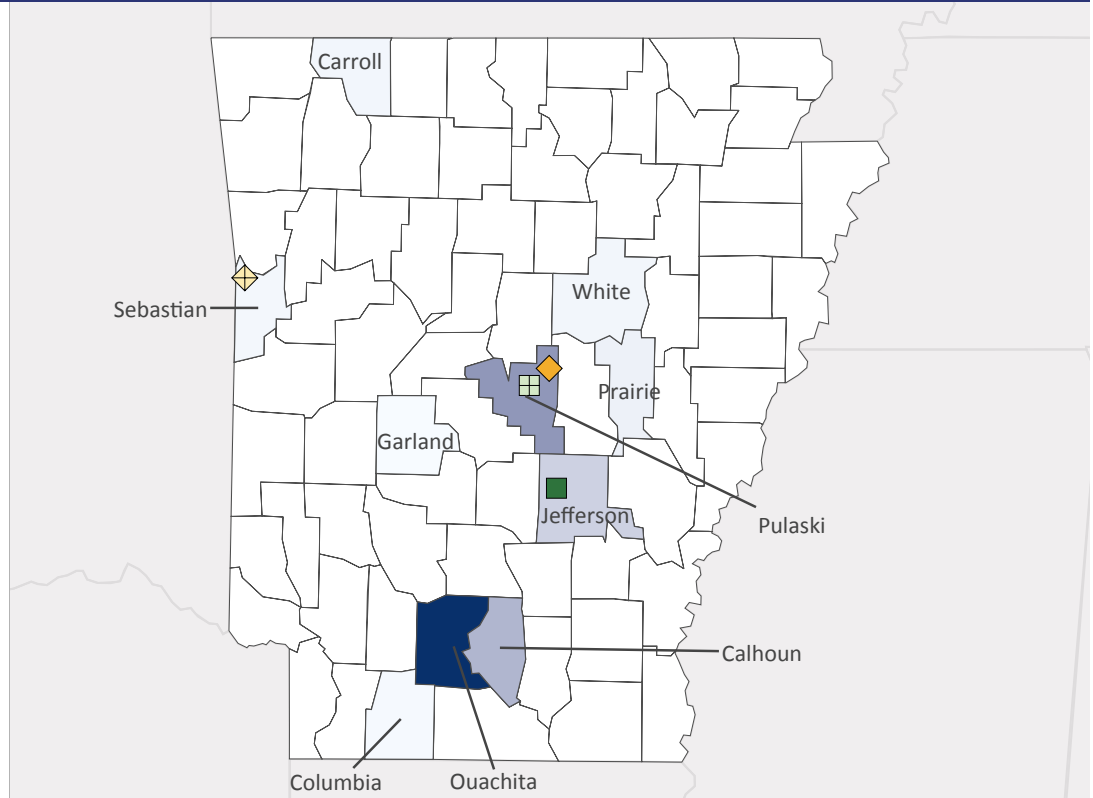
\*Total also includes uniformed National Guard and Reserve units.

Data sources: DoD's Defense Manpower Data Center; DoD's Procurement and Acquisition Policy; DoD's Military Installations, Ranges and Training Areas; USASpending.gov; U.S. Bureau of Economic Analysis; U.S. Census Bureau; and Unitedstateszipcodes.org.

#43 \$1.1 B SPENT IN STATE	#43 0.9% OF STATE GDP	0.3% OF TOTAL U.S. DEFENSE SPENDING	\$368 PER RESIDENT	#43 \$0.4 B CONTRACT SPENDING	#35 11,725 NUMBER OF PERSONNEL	#37 \$0.7 B PERSONNEL SPENDING
----------------------------------	--------------------------	---	-----------------------	-------------------------------------	--------------------------------------	--------------------------------------

TOP DEFENSE CONTRACT SPENDING LOCATIONS (M=millions)

Ouachita County	\$250.4 M
Pulaski County	\$117.9 M
Calhoun County	\$81.7 M
Jefferson County	\$51.1 M
Prairie County	\$16.3 M
White County	\$11.3 M
Carroll County	\$10.5 M
Sebastian County	\$10.3 M
Columbia County	\$7.8 M
Garland County	\$5.6 M



TOP DEFENSE PERSONNEL SPENDING LOCATIONS (M=millions)

Pulaski County	\$454.9 M
Jefferson County	\$55.1 M
Sebastian County	\$49.6 M
Benton County	\$9.8 M
Hot Spring County	\$8.4 M
Polk County	\$6.7 M
Garland County	\$6.3 M
Union County	\$6.0 M
Washington County	\$6.0 M
Craighead County	\$5.5 M

