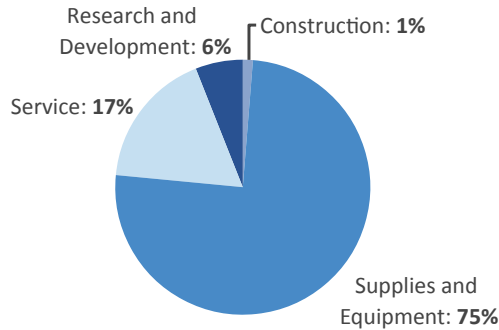


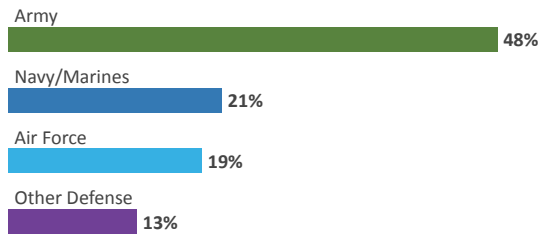
ARIZONA

DEFENSE CONTRACTS

By Type



By Service



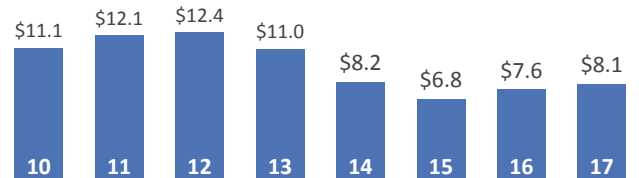
Top Defense Contractors

(M=millions B=billions)

| | |
|------------------------|-----------|
| Raytheon | \$4.4 B |
| Boeing | \$1.9 B |
| Honeywell | \$438.9 M |
| Northrop Grumman | \$258.5 M |
| General Dynamics | \$200.1 M |
| TRAX International | \$88.0 M |
| Insight Enterprises | \$81.9 M |
| Orbital Sciences Corp. | \$68.8 M |
| Nammo | \$51.7 M |
| Patriarch Partners | \$46.6 M |

Contract Awards Performed

(By Fiscal Year, Billions)

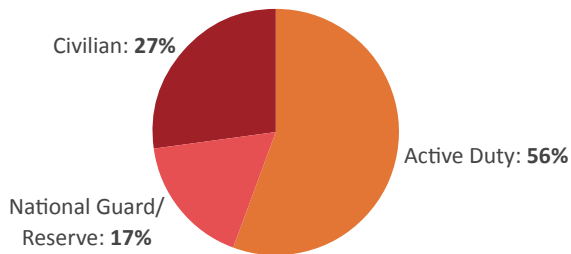


DEFENSE PERSONNEL

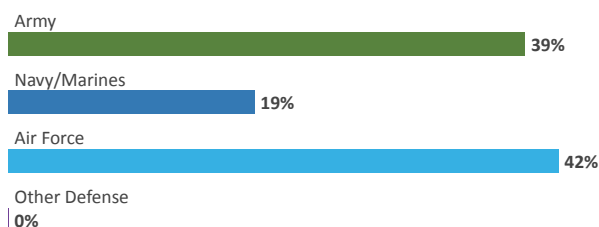
Allocations, By Type

\$1.9 BILLION
TOTAL PAYROLL

34,114
TOTAL PERSONNEL



Allocations, By Service



Top Defense Personnel Locations

| County | Total* | Active Duty Military | Civilian |
|----------|--------|----------------------|----------|
| Pima | 10,588 | 5,977 | 2,707 |
| Maricopa | 10,011 | 4,374 | 2,336 |
| Cochise | 6,740 | 3,977 | 2,687 |
| Yuma | 5,427 | 4,161 | 1,241 |
| Pinal | 500 | ND | 214 |
| Coconino | 238 | 14 | 49 |
| Yavapai | 91 | 12 | ND |
| Navajo | 20 | ND | ND |
| Graham | 16 | ND | ND |
| La Paz | ND | ND | ND |

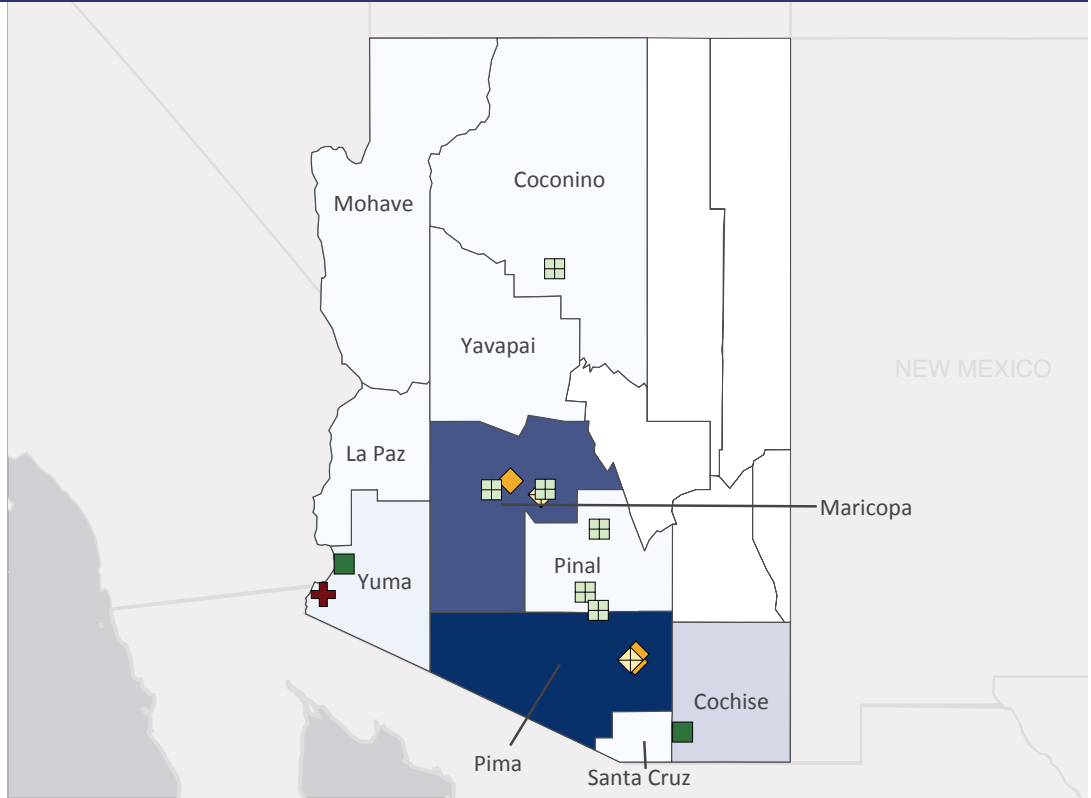
*Total also includes uniformed National Guard and Reserve units.

Data sources: DoD's Defense Manpower Data Center; DoD's Procurement and Acquisition Policy; DoD's Military Installations, Ranges and Training Areas; USASpending.gov; U.S. Bureau of Economic Analysis; U.S. Census Bureau; and Unitedstateszipcodes.org.

| | | | | | | |
|--|---------------------------------|--|--------------------------------|--|---|---|
| #13 \$10.0 B SPENT IN STATE | #12 3.0% OF STATE GDP | 2.5% OF TOTAL U.S. DEFENSE SPENDING | \$1,423 PER RESIDENT | #10 \$8.1 B CONTRACT SPENDING | #19 34,114 NUMBER OF PERSONNEL | #21 \$1.9 B PERSONNEL SPENDING |
|--|---------------------------------|--|--------------------------------|--|---|---|

TOP DEFENSE CONTRACT SPENDING LOCATIONS (K=thousands M=millions B=billions)

| | |
|-------------------|-----------|
| Pima County | \$4.6 B |
| Maricopa County | \$3.6 B |
| Cochise County | \$700.8 M |
| Yuma County | \$187.5 M |
| Pinal County | \$19.4 M |
| Coconino County | \$5.8 M |
| Santa Cruz County | \$5.0 M |
| Mohave County | \$2.9 M |
| La Paz County | \$1.1 M |
| Yavapai County | \$514.1 K |



◆ AF Active
 ◆ AF Guard
 ■ Army Active
 ■ Army Guard
 + MC Active

TOP DEFENSE PERSONNEL SPENDING LOCATIONS (K=thousands M=millions)

| | |
|-----------------|-----------|
| Pima County | \$604.4 M |
| Maricopa County | \$551.5 M |
| Cochise County | \$427.2 M |
| Yuma County | \$249.2 M |
| Pinal County | \$21.8 M |
| Coconino County | \$11.2 M |
| Yavapai County | \$2.5 M |
| Navajo County | \$584.6 K |
| Graham County | \$437.6 K |
| Apache County | \$208.1 K |

