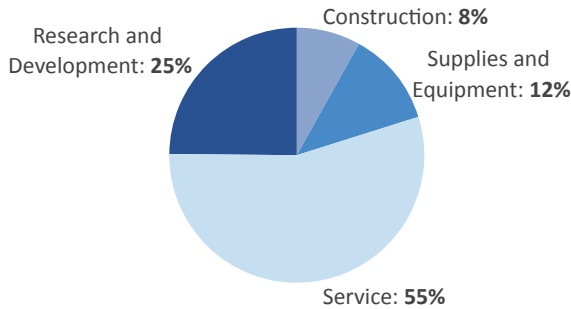


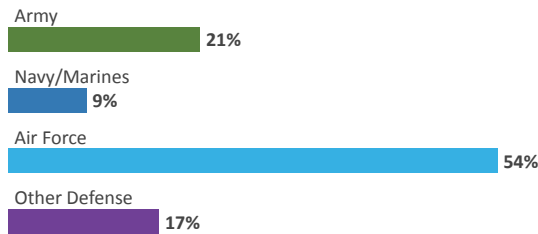
# COLORADO

## DEFENSE CONTRACTS

### By Type



### By Service



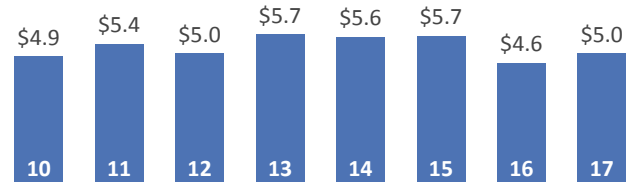
### Top Defense Contractors

(M=millions)

United Launch Alliance	\$941.5 M
Northrop Grumman	\$554.2 M
Raytheon	\$400.3 M
Lockheed Martin	\$319.4 M
Kiewit-Turner, JV	\$254.9 M
Harris	\$203.6 M
Bechtel Group	\$106.7 M
Polaris Alpha	\$80.2 M
Ball Corp.	\$58.0 M
Berkshire Hathaway	\$51.0 M

### Contract Awards Performed

(By Fiscal Year, Billions)

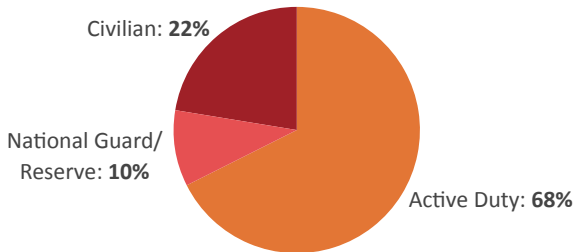


## DEFENSE PERSONNEL

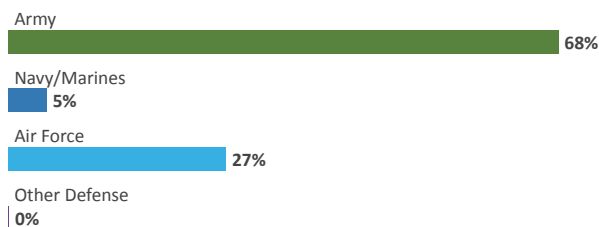
### Allocations, By Type

**\$3.3 BILLION**  
TOTAL PAYROLL

**52,046**  
TOTAL PERSONNEL



### Allocations, By Service



### Top Defense Personnel Locations

County	Total*	Active Duty Military	Civilian
El Paso	42,757	32,014	8,692
Arapahoe	5,461	2,472	1,495
Denver	916	271	260
Jefferson	509	44	275
Adams	506	ND	71
Pueblo	470	15	426
Weld	426	ND	109
Boulder	190	69	57
Larimer	85	24	ND
Mesa	78	15	24

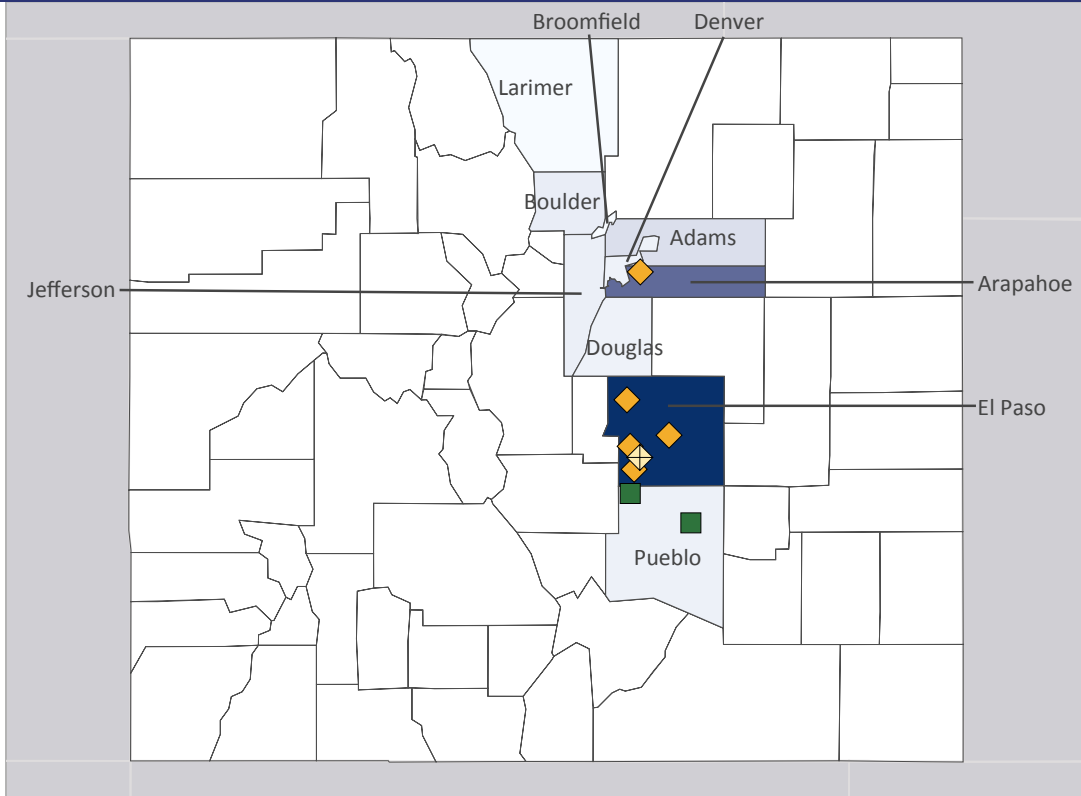
\*Total also includes uniformed National Guard and Reserve units.

Data sources: DoD's Defense Manpower Data Center; DoD's Procurement and Acquisition Policy; DoD's Military Installations, Ranges and Training Areas; USASpending.gov; U.S. Bureau of Economic Analysis; U.S. Census Bureau; and Unitedstateszipcodes.org.

<b>#16</b> \$8.3 B SPENT IN STATE	<b>#17</b> 2.4% OF STATE GDP	<b>2.0%</b> OF TOTAL U.S. DEFENSE SPENDING	<b>\$1,475</b> PER RESIDENT	<b>#17</b> \$5.0 B CONTRACT SPENDING	<b>#11</b> 52,046 NUMBER OF PERSONNEL	<b>#10</b> \$3.3 B PERSONNEL SPENDING
---	---------------------------------	--	--------------------------------	--	---	---

**TOP DEFENSE CONTRACT SPENDING LOCATIONS** (M=millions B=billions)

El Paso County	\$2.1 B
Arapahoe County	\$1.4 B
Adams County	\$295.0 M
Boulder County	\$168.4 M
Jefferson County	\$152.0 M
Pueblo County	\$135.1 M
Douglas County	\$124.8 M
Denver County	\$121.0 M
Broomfield County	\$44.2 M
Larimer County	\$44.2 M



◆ AF Active    ◆ AF Guard    ■ Army Active

**TOP DEFENSE PERSONNEL SPENDING LOCATIONS** (M=millions B=billions)

El Paso County	\$2.7 B
Arapahoe County	\$385.9 M
Denver County	\$60.9 M
Jefferson County	\$36.4 M
Pueblo County	\$33.1 M
Adams County	\$30.0 M
Weld County	\$20.2 M
Boulder County	\$14.4 M
Larimer County	\$5.7 M
Douglas County	\$4.8 M

