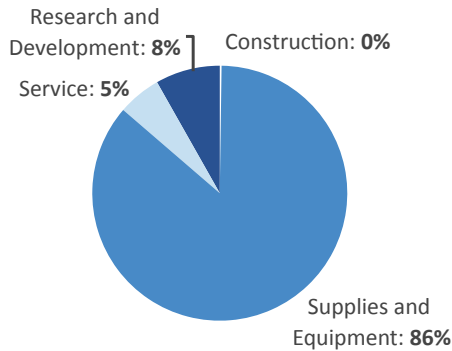


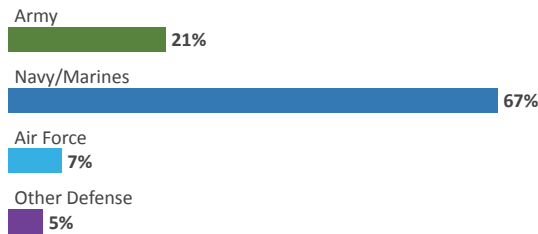
CONNECTICUT

DEFENSE CONTRACTS

By Type



By Service



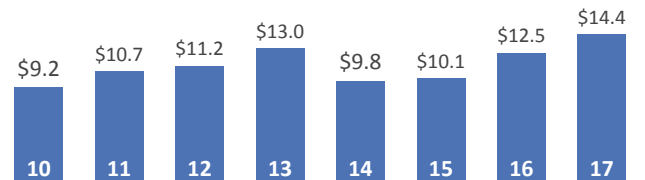
Top Defense Contractors

(M=millions B=billions)

General Dynamics	\$6.9 B
United Technologies	\$6.4 B
Lockheed Martin	\$1.0 B
Colt Defense Holding	\$25.3 M
Leonardo S.p.A. (Finmeccanica)	\$21.1 M
Ensign-Bickford Industries	\$19.1 M
Gartner	\$17.2 M
Sonolysts	\$16.8 M
PCX Aerostructures	\$14.7 M
Treadwell	\$13.9 M

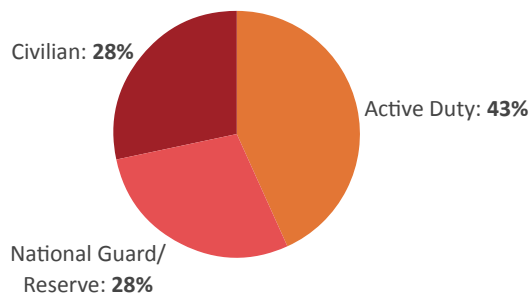
Contract Awards Performed

(By Fiscal Year, Billions)



DEFENSE PERSONNEL

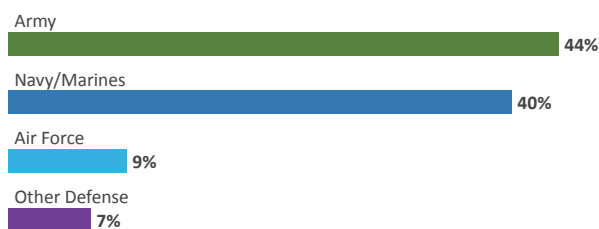
Allocations, By Type



\$593.9 MILLION
TOTAL PAYROLL

9,229
TOTAL PERSONNEL

Allocations, By Service



Top Defense Personnel Locations

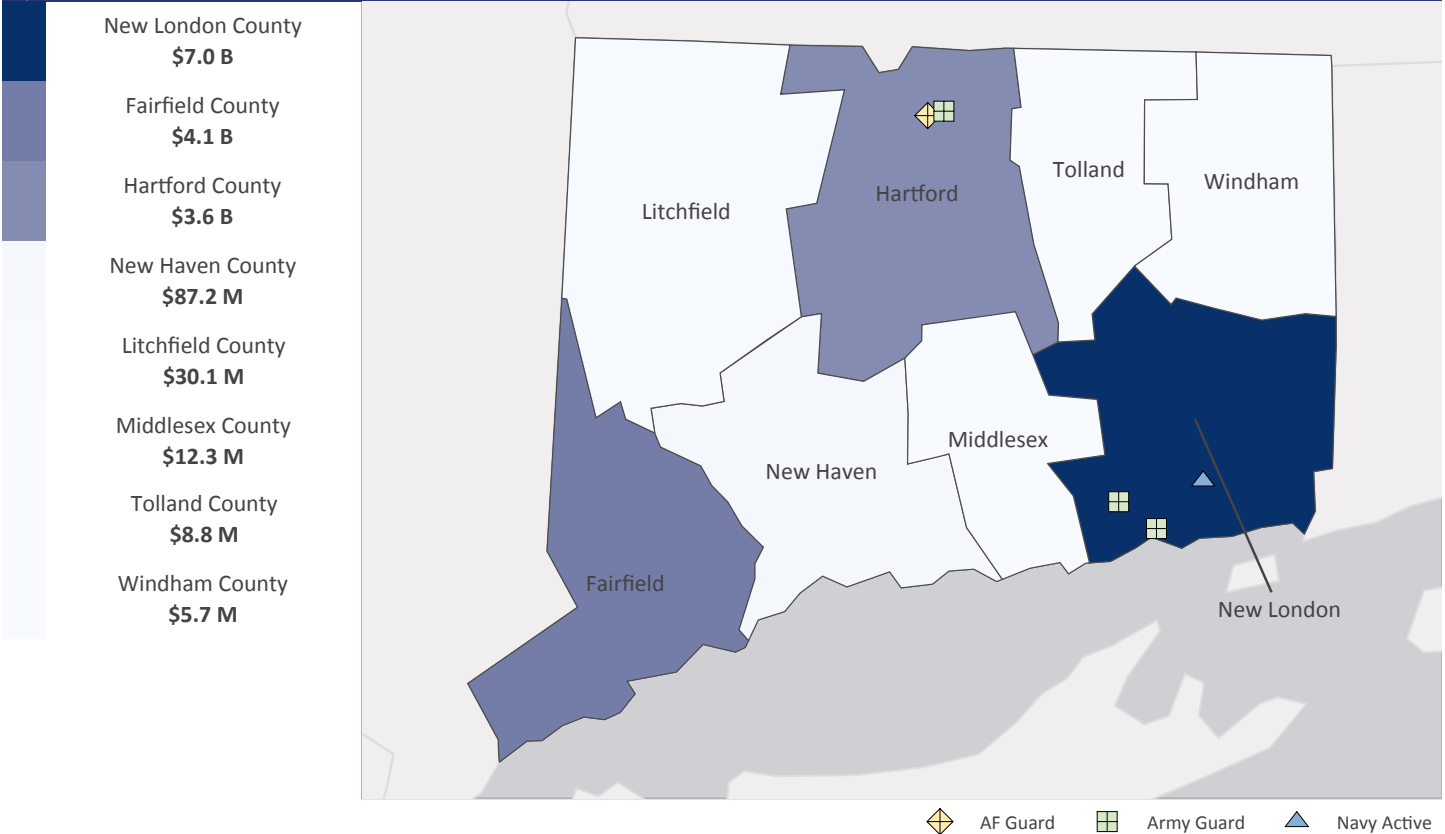
County	Total*	Active Duty Military	Civilian
New London	5,671	3,787	1,455
Hartford	1,966	45	788
New Haven	543	66	55
Fairfield	513	14	230
Middlesex	423	ND	65
Tolland	87	71	ND
Litchfield	12	ND	12
Windham	ND	ND	ND

*Total also includes uniformed National Guard and Reserve units.

Data sources: DoD's Defense Manpower Data Center; DoD's Procurement and Acquisition Policy; DoD's Military Installations, Ranges and Training Areas; USASpending.gov; U.S. Bureau of Economic Analysis; U.S. Census Bureau; and Unitedstateszipcodes.org.

#7 \$15.0 B SPENT IN STATE	#3 5.6% OF STATE GDP	3.7% OF TOTAL U.S. DEFENSE SPENDING	\$4,169 PER RESIDENT	#4 \$14.4 B CONTRACT SPENDING	#41 9,229 NUMBER OF PERSONNEL	#38 \$0.6 B PERSONNEL SPENDING
---	--------------------------------	--	--------------------------------	--	--	---

TOP DEFENSE CONTRACT SPENDING LOCATIONS (M=millions B=billions)



◆ AF Guard
 ■ Army Guard
 ▲ Navy Active

TOP DEFENSE PERSONNEL SPENDING LOCATIONS (K=thousands M=millions)

