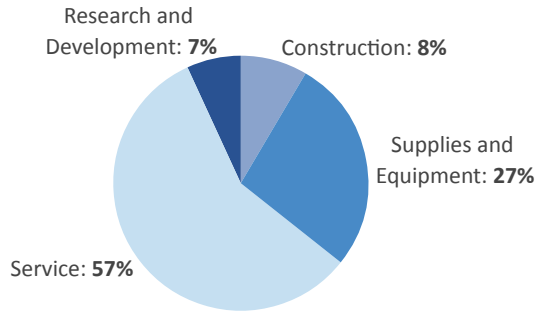


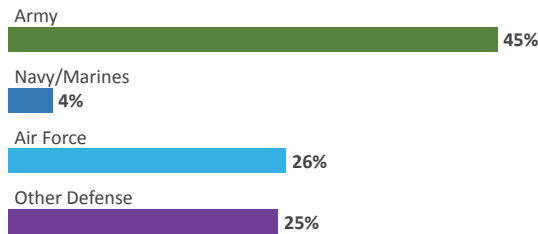
DELAWARE

DEFENSE CONTRACTS

By Type



By Service



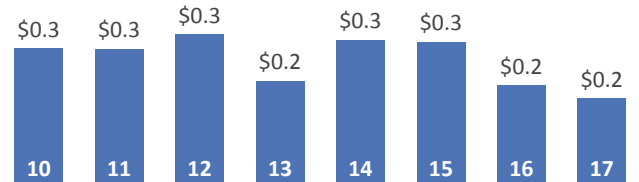
Top Defense Contractors

(M=millions)

American Registry of Pathology	\$15.6 M
Caesar Rodney School District	\$9.2 M
Tesla Industries	\$8.6 M
Great Lakes Dredge and Dock	\$8.6 M
DIMO	\$8.1 M
Johnson Controls Federal Systems-Versar, JV	\$7.6 M
Bering Straits Technical Services	\$7.1 M
Masley Enterprises	\$4.6 M
CACI	\$3.5 M
Kalitta Charters	\$3.1 M

Contract Awards Performed

(By Fiscal Year, Billions)

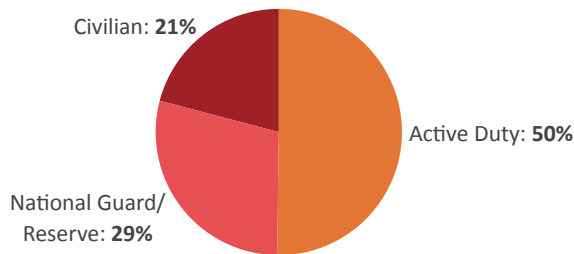


DEFENSE PERSONNEL

Allocations, By Type

\$378.5 MILLION
TOTAL PAYROLL

6,863
TOTAL PERSONNEL

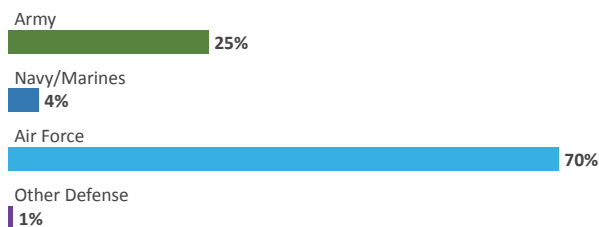


Top Defense Personnel Locations

County	Total*	Active Duty Military	Civilian
Kent	5,100	3,397	980
New Castle	1,502	32	430
Sussex	244	ND	25

*Total also includes uniformed National Guard and Reserve units.

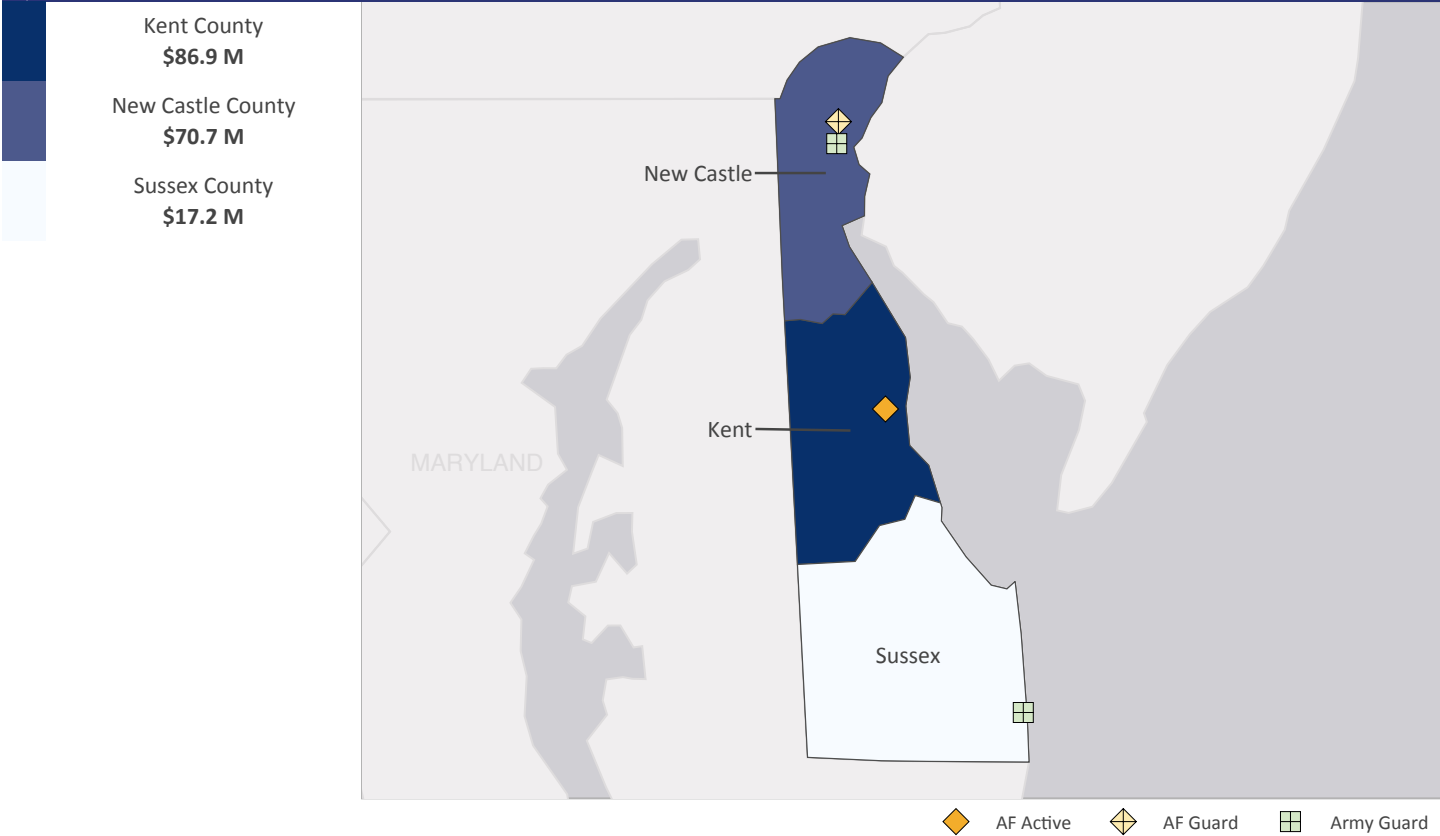
Allocations, By Service



Data sources: DoD's Defense Manpower Data Center; DoD's Procurement and Acquisition Policy; DoD's Military Installations, Ranges and Training Areas; USASpending.gov; U.S. Bureau of Economic Analysis; U.S. Census Bureau; and Unitedstateszipcodes.org.

#47 \$0.6 B SPENT IN STATE	#48 0.7% OF STATE GDP	0.1% OF TOTAL U.S. DEFENSE SPENDING	\$583 PER RESIDENT	#48 \$0.2 B CONTRACT SPENDING	#44 6,863 NUMBER OF PERSONNEL	#43 \$0.4 B PERSONNEL SPENDING
---	---------------------------------	--	------------------------------	--	--	---

TOP DEFENSE CONTRACT SPENDING LOCATIONS (M=millions)



TOP DEFENSE PERSONNEL SPENDING LOCATIONS (M=millions)

