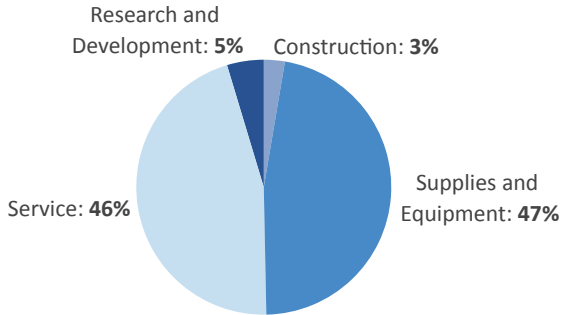


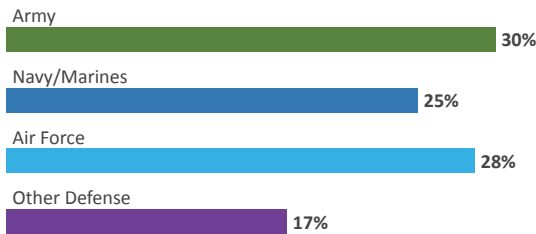
FLORIDA

DEFENSE CONTRACTS

By Type



By Service



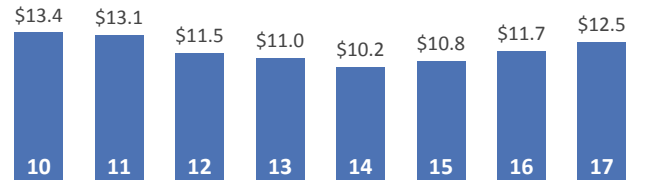
Top Defense Contractors

(M=millions B=billions)

Lockheed Martin	\$2.8 B
Northrop Grumman	\$1.0 B
Raytheon	\$642.5 M
Leonardo S.p.A. (Finmeccanica)	\$393.5 M
Harris	\$386.8 M
General Dynamics	\$318.1 M
Crowley	\$303.4 M
BAE Systems	\$183.6 M
Honeywell	\$161.2 M
Chemring Group	\$147.7 M

Contract Awards Performed

(By Fiscal Year, Billions)

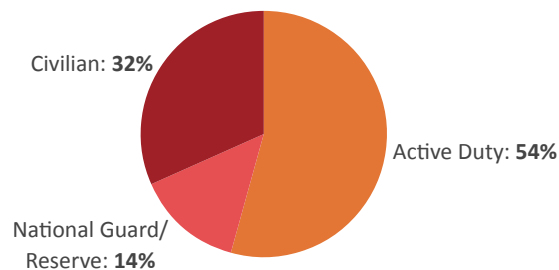


DEFENSE PERSONNEL

Allocations, By Type

\$6.5 BILLION
TOTAL PAYROLL

98,601
TOTAL PERSONNEL



Allocations, By Service



Top Defense Personnel Locations

County	Total*	Active Duty Military	Civilian
Okaloosa	24,340	16,569	6,939
Duval	21,279	10,841	8,228
Escambia	13,446	10,428	2,501
Hillsborough	9,930	5,595	2,624
Bay	7,090	3,937	2,762
Brevard	4,592	1,608	2,337
Miami-Dade	3,974	1,144	1,229
Orange	3,750	196	2,285
Santa Rosa	1,461	1,099	321
Monroe	1,189	701	462

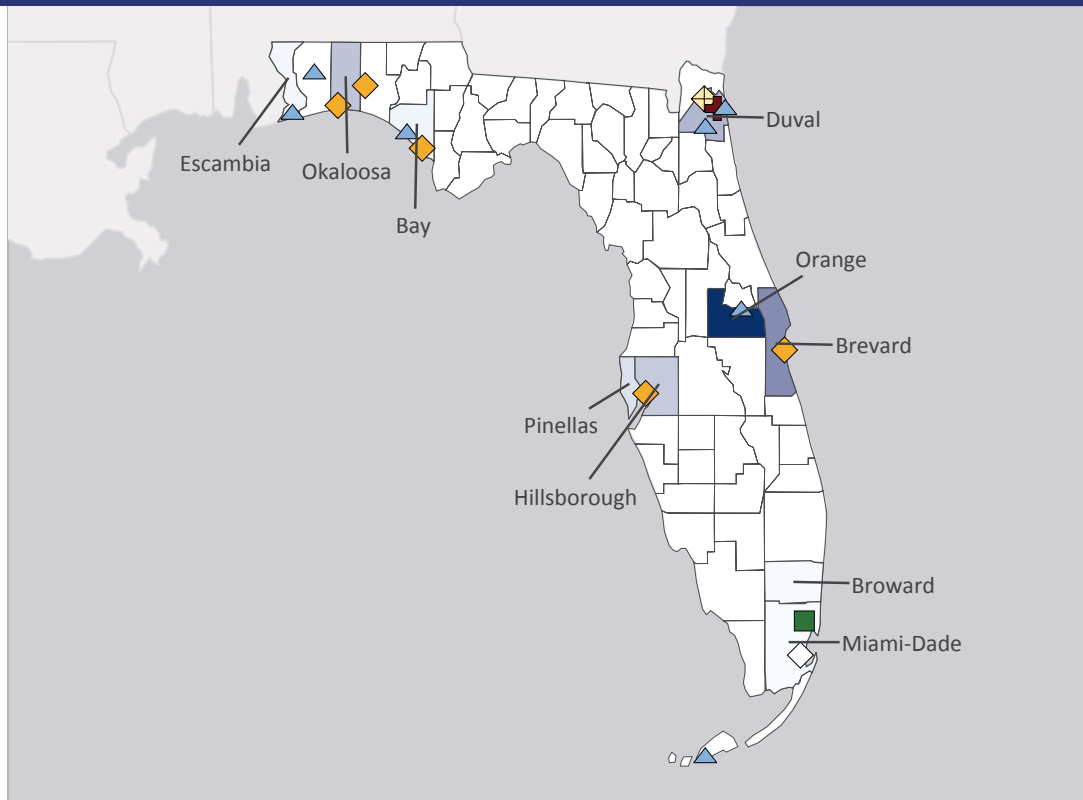
*Total also includes uniformed National Guard and Reserve units.

Data sources: DoD's Defense Manpower Data Center; DoD's Procurement and Acquisition Policy; DoD's Military Installations, Ranges and Training Areas; USASpending.gov; U.S. Bureau of Economic Analysis; U.S. Census Bureau; and Unitedstateszipcodes.org.

#5 \$19.0 B SPENT IN STATE	#22 1.9% OF STATE GDP	4.7% OF TOTAL U.S. DEFENSE SPENDING	\$907 PER RESIDENT	#6 \$12.5 B CONTRACT SPENDING	#6 98,601 NUMBER OF PERSONNEL	#6 \$6.5 B PERSONNEL SPENDING
----------------------------------	--------------------------	---	-----------------------	-------------------------------------	-------------------------------------	-------------------------------------

TOP DEFENSE CONTRACT SPENDING LOCATIONS (M=millions B=billions)

Orange County	\$3.7 B
Brevard County	\$2.0 B
Duval County	\$1.3 B
Okaloosa County	\$1.1 B
Hillsborough County	\$995.3 M
Pinellas County	\$635.5 M
Bay County	\$349.6 M
Escambia County	\$315.5 M
Broward County	\$273.1 M
Miami-Dade County	\$251.7 M



◆ AF Active
 ◆ AF Guard
 ◇ AF Reserve
 ■ Army Active
 + MC Active
 ▲ Navy Active

TOP DEFENSE PERSONNEL SPENDING LOCATIONS (M=millions B=billions)

Okaloosa County	\$1.6 B
Duval County	\$1.4 B
Hillsborough County	\$769.5 M
Escambia County	\$719.8 M
Bay County	\$510.9 M
Brevard County	\$313.6 M
Miami-Dade County	\$306.4 M
Orange County	\$290.0 M
Monroe County	\$100.4 M
Santa Rosa County	\$97.1 M

