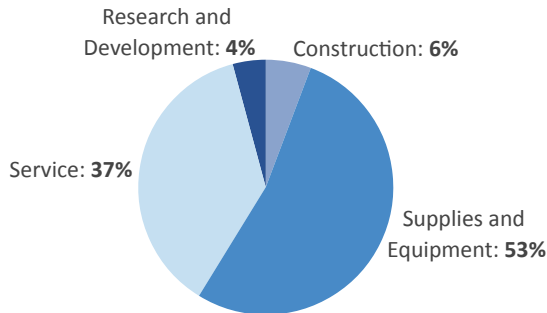


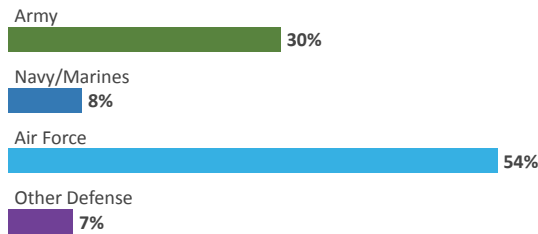
# GEORGIA

## DEFENSE CONTRACTS

### By Type



### By Service



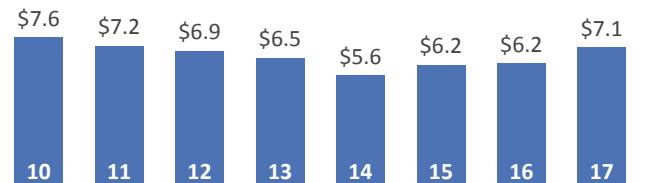
### Top Defense Contractors

(M=millions B=billions)

Lockheed Martin	\$2.8 B
S&K Aerospace	\$207.3 M
General Dynamics	\$178.3 M
Georgia Tech Research Corp.	\$168.1 M
Northrop Grumman	\$148.5 M
Meggitt	\$93.6 M
Keta Group	\$89.5 M
Scientific Research Corp.	\$83.9 M
B.L. Harbert International	\$74.7 M
Raytheon	\$70.1 M

### Contract Awards Performed

(By Fiscal Year, Billions)

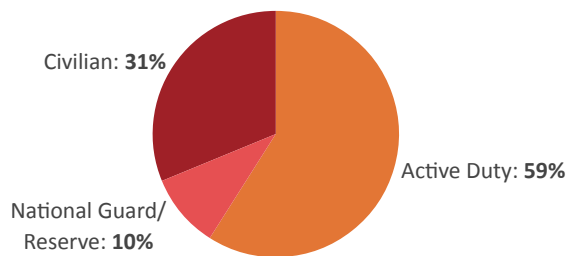


## DEFENSE PERSONNEL

### Allocations, By Type

**\$6.1 BILLION**  
TOTAL PAYROLL

**107,509**  
TOTAL PERSONNEL



### Allocations, By Service



### Top Defense Personnel Locations

County	Total*	Active Duty Military	Civilian
Muscogee	25,149	20,211	4,487
Houston	18,387	3,385	14,056
Liberty	18,359	15,537	2,589
Richmond	15,764	11,778	3,172
Chatham	6,305	4,246	1,191
Lowndes	5,044	4,426	493
Camden	4,656	2,356	2,277
Cobb	3,844	273	1,280
Dougherty	2,378	290	2,020
Clayton	1,481	41	481

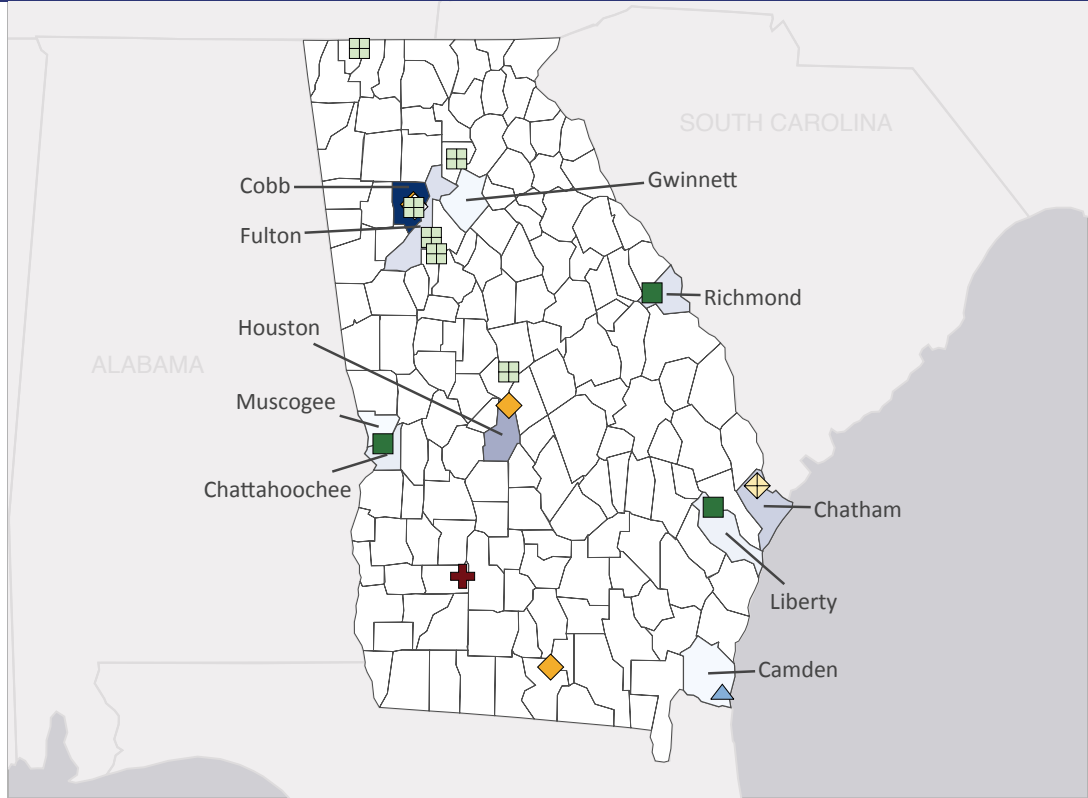
\*Total also includes uniformed National Guard and Reserve units.

Data sources: DoD's Defense Manpower Data Center; DoD's Procurement and Acquisition Policy; DoD's Military Installations, Ranges and Training Areas; USASpending.gov; U.S. Bureau of Economic Analysis; U.S. Census Bureau; and Unitedstateszipcodes.org.

<b>#8</b> \$13.1 B SPENT IN STATE	<b>#18</b> 2.3% OF STATE GDP	<b>3.2%</b> OF TOTAL U.S. DEFENSE SPENDING	<b>\$1,258</b> PER RESIDENT	<b>#13</b> \$7.1 B CONTRACT SPENDING	<b>#5</b> 107,509 NUMBER OF PERSONNEL	<b>#7</b> \$6.1 B PERSONNEL SPENDING
---	---------------------------------	--	--------------------------------	--	---	--

**TOP DEFENSE CONTRACT SPENDING LOCATIONS** (M=millions B=billions)

Cobb County	\$2.7 B
Houston County	\$1.1 B
Chatham County	\$617.3 M
Fulton County	\$445.9 M
Richmond County	\$397.0 M
Chattahoochee County	\$303.9 M
Liberty County	\$248.2 M
Gwinnett County	\$182.7 M
Camden County	\$163.3 M
Muscogee County	\$144.0 M



◆ AF Active   
 ◇ AF Guard   
 ◇ AF Reserve   
 ■ Army Active   
 ▣ Army Guard   
 + MC Active   
 ▲ Navy Active

**TOP DEFENSE PERSONNEL SPENDING LOCATIONS** (M=millions B=billions)

Houston County	\$1.3 B
Muscogee County	\$1.2 B
Liberty County	\$1.0 B
Richmond County	\$928.0 M
Chatham County	\$373.6 M
Camden County	\$287.6 M
Lowndes County	\$264.5 M
Cobb County	\$261.9 M
Clayton County	\$106.1 M
Fulton County	\$78.7 M

