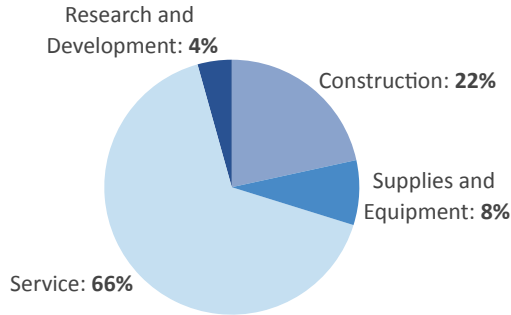


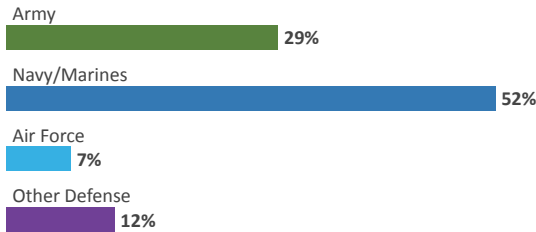
HAWAII

DEFENSE CONTRACTS

By Type



By Service



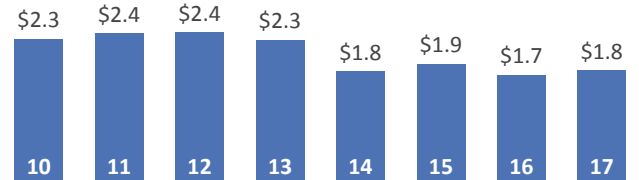
Top Defense Contractors

(M=millions)

BAE Systems	\$92.4 M
Manu Kai	\$67.4 M
AECOM	\$52.7 M
Hensel Phelps Construction	\$44.0 M
Matson	\$40.3 M
J & J Maintenance	\$35.6 M
Caddell-Nan, JV	\$33.8 M
Bethel-Webcor, JV-1	\$31.8 M
Weitz	\$28.4 M
Insight Pacific	\$27.7 M

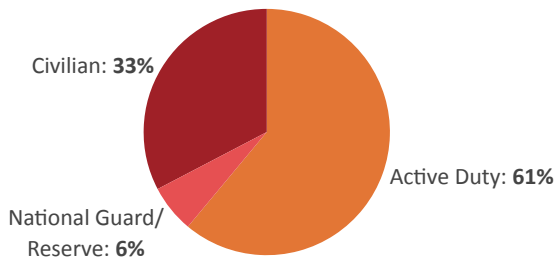
Contract Awards Performed

(By Fiscal Year, Billions)



DEFENSE PERSONNEL

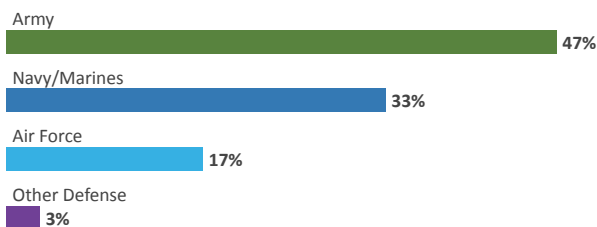
Allocations, By Type



\$4.6 BILLION
TOTAL PAYROLL

58,625
TOTAL PERSONNEL

Allocations, By Service



Top Defense Personnel Locations

County	Total*	Active Duty Military	Civilian
Honolulu	57,273	35,148	18,749
Hawaii	362	15	172
Kauai	303	80	164
Maui	145	11	62
Kalawao	ND	ND	ND

*Total also includes uniformed National Guard and Reserve units.

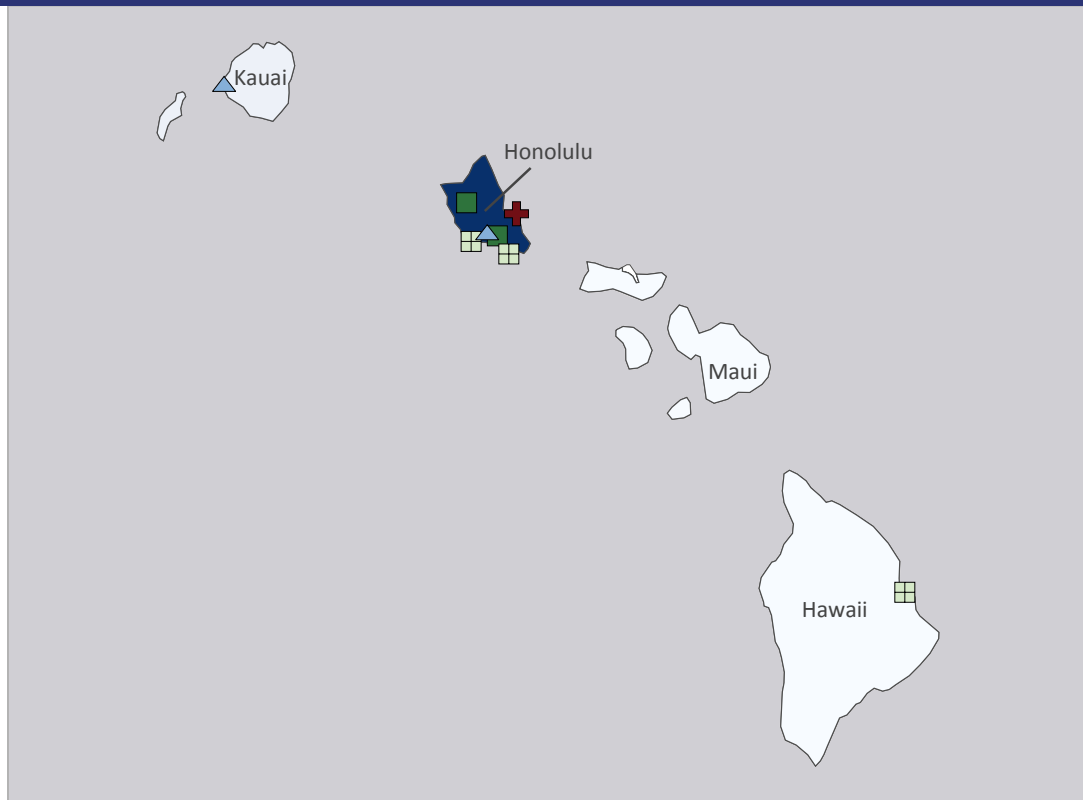
Data sources: DoD's Defense Manpower Data Center; DoD's Procurement and Acquisition Policy; DoD's Military Installations, Ranges and Training Areas; USASpending.gov; U.S. Bureau of Economic Analysis; U.S. Census Bureau; and Unitedstateszipcodes.org.

#21 \$6.4 B SPENT IN STATE	#2 7.2% OF STATE GDP	1.6% OF TOTAL U.S. DEFENSE SPENDING	\$4,518 PER RESIDENT	#30 \$1.8 B CONTRACT SPENDING	#9 58,625 NUMBER OF PERSONNEL	#9 \$4.6 B PERSONNEL SPENDING
----------------------------------	-------------------------	---	-------------------------	-------------------------------------	-------------------------------------	-------------------------------------

TOP DEFENSE CONTRACT SPENDING LOCATIONS

(M=millions B=billions)

- Honolulu County
\$1.8 B
- Kauai County
\$94.7 M
- Hawaii County
\$23.0 M
- Maui County
\$20.0 M



■ Army Active □ Army Guard + MC Active ▲ Navy Active

TOP DEFENSE PERSONNEL SPENDING LOCATIONS

(K=thousands M=millions B=billions)

- Honolulu County
\$4.5 B
- Kauai County
\$24.3 M
- Hawaii County
\$22.1 M
- Maui County
\$8.8 M
- Kalawao County
\$46.8 K

