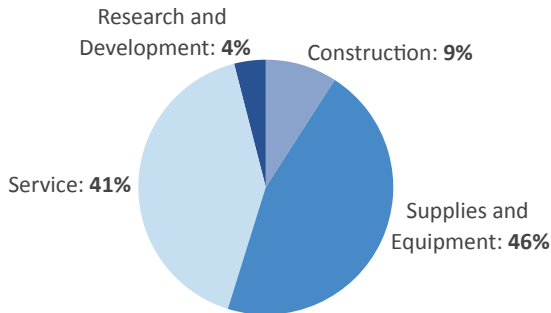


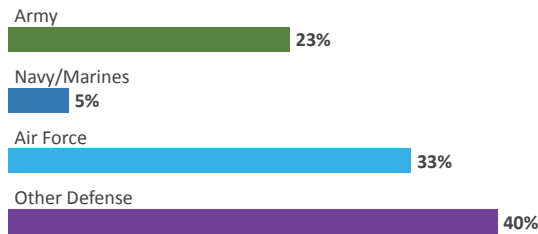
# IDAHO

## DEFENSE CONTRACTS

### By Type



### By Service



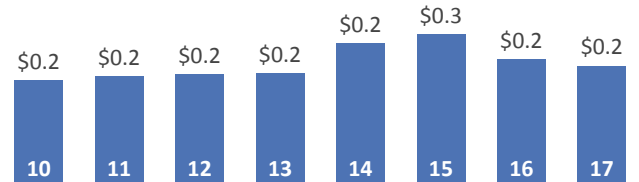
### Top Defense Contractors

(M=millions)

Brad Hall & Associates	\$58.1 M
PKL Services	\$13.0 M
Amec Foster Wheeler	\$11.3 M
TDX Corp.	\$9.5 M
Johnson Controls Federal Systems-Versar, JV	\$8.5 M
ANDRITZ AG	\$8.2 M
General Dynamics	\$6.2 M
AERO Specialties	\$4.4 M
Government of Canada	\$4.4 M
Dawn Enterprises	\$4.2 M

### Contract Awards Performed

(By Fiscal Year, Billions)

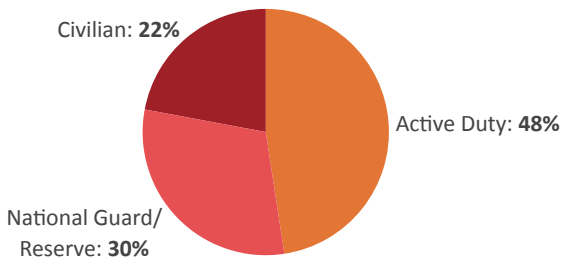


## DEFENSE PERSONNEL

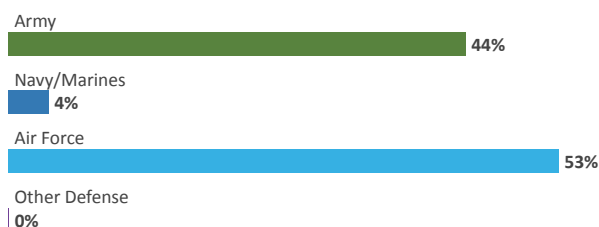
### Allocations, By Type

**\$372.9 MILLION**  
TOTAL PAYROLL

**7,225**  
TOTAL PERSONNEL



### Allocations, By Service



### Top Defense Personnel Locations

County	Total*	Active Duty Military	Civilian
Elmore	3,858	3,303	446
Ada	2,379	74	914
Kootenai	164	ND	71
Bannock	118	ND	11
Canyon	108	ND	ND
Twin Falls	74	ND	ND
Bonneville	71	22	11
Latah	66	22	ND
Clearwater	64	ND	55
Nez Perce	54	ND	ND

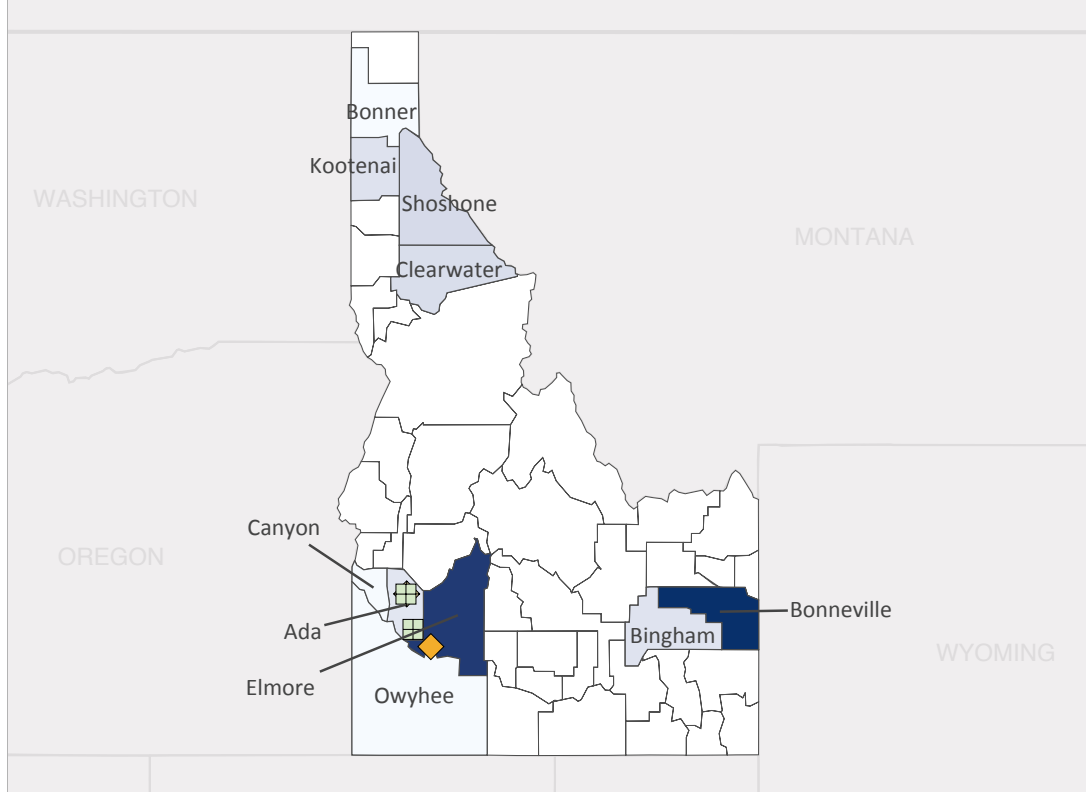
\*Total also includes uniformed National Guard and Reserve units.

Data sources: DoD's Defense Manpower Data Center; DoD's Procurement and Acquisition Policy; DoD's Military Installations, Ranges and Training Areas; USASpending.gov; U.S. Bureau of Economic Analysis; U.S. Census Bureau; and Unitedstateszipcodes.org.

#45 \$0.6 B SPENT IN STATE	#45 0.8% OF STATE GDP	0.1% OF TOTAL U.S. DEFENSE SPENDING	\$339 PER RESIDENT	#46 \$0.2 B CONTRACT SPENDING	#43 7,225 NUMBER OF PERSONNEL	#44 \$0.4 B PERSONNEL SPENDING
----------------------------------	--------------------------	---	-----------------------	-------------------------------------	-------------------------------------	--------------------------------------

TOP DEFENSE CONTRACT SPENDING LOCATIONS (M=millions)

Bonneville County	\$67.5 M
Elmore County	\$63.5 M
Shoshone County	\$12.0 M
Clearwater County	\$11.0 M
Kootenai County	\$9.8 M
Bingham County	\$9.4 M
Ada County	\$8.6 M
Owyhee County	\$3.0 M
Canyon County	\$2.9 M
Bonner County	\$2.7 M



◆ AF Active    ◆ AF Guard    □ Army Guard

TOP DEFENSE PERSONNEL SPENDING LOCATIONS (M=millions)

Elmore County	\$195.6 M
Ada County	\$134.0 M
Kootenai County	\$8.8 M
Canyon County	\$4.3 M
Clearwater County	\$4.1 M
Bannock County	\$4.1 M
Bonneville County	\$3.4 M
Bonner County	\$3.1 M
Twin Falls County	\$2.9 M
Latah County	\$2.8 M

