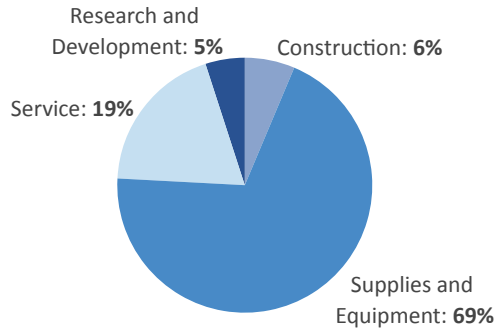


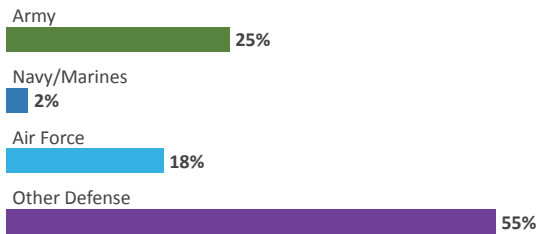
ILLINOIS

DEFENSE CONTRACTS

By Type



By Service



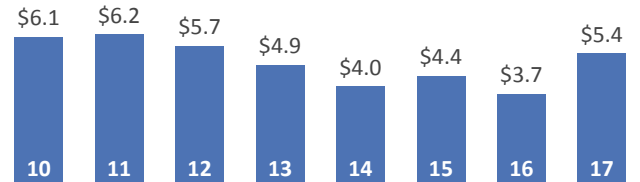
Top Defense Contractors

(M=millions B=billions)

Northrop Grumman	\$1.0 B
BP	\$1.0 B
Cardinal Health	\$513.7 M
CDW Government	\$228.1 M
Alion Science and Technology	\$223.7 M
SupplyCore	\$223.3 M
Washington Group-Alberici, JV	\$204.2 M
Caterpillar	\$202.8 M
Navistar International	\$179.0 M
General Dynamics	\$157.6 M

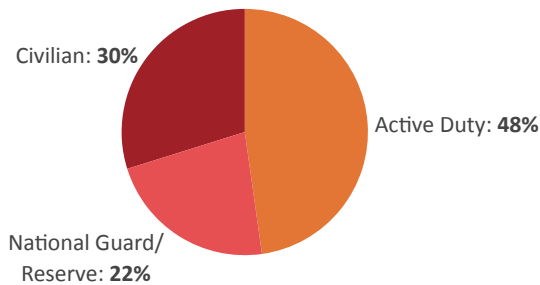
Contract Awards Performed

(By Fiscal Year, Billions)

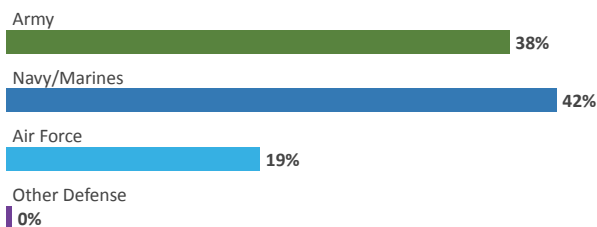


DEFENSE PERSONNEL

Allocations, By Type



Allocations, By Service



\$2.3 BILLION
TOTAL PAYROLL

43,231
TOTAL PERSONNEL

Top Defense Personnel Locations

County	Total*	Active Duty Military	Civilian
Lake	18,367	15,035	1,551
St. Clair	10,055	4,575	4,434
Rock Island	4,861	360	4,268
Cook	2,748	340	689
Sangamon	1,486	49	551
Peoria	1,343	38	377
Champaign	458	20	284
Will	425	11	70
DuPage	389	47	95
Macon	308	ND	46

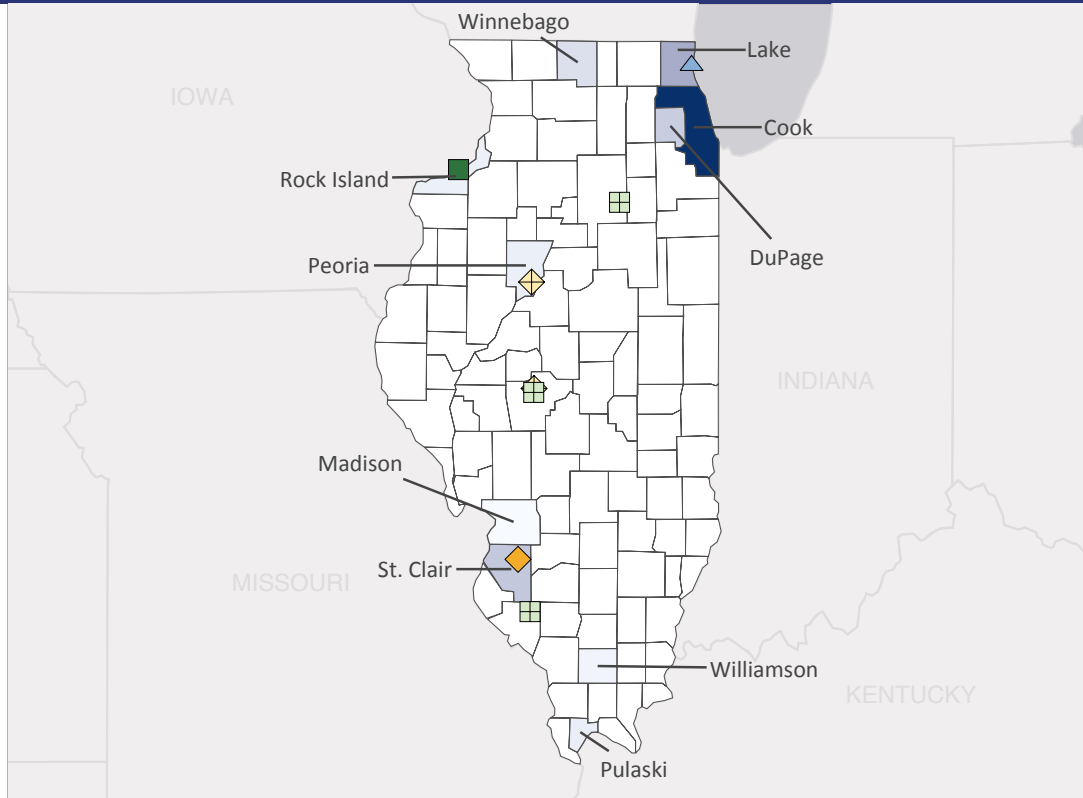
*Total also includes uniformed National Guard and Reserve units.

Data sources: DoD's Defense Manpower Data Center; DoD's Procurement and Acquisition Policy; DoD's Military Installations, Ranges and Training Areas; USASpending.gov; U.S. Bureau of Economic Analysis; U.S. Census Bureau; and Unitedstateszipcodes.org.

#18 \$7.6 B SPENT IN STATE	#41 0.9% OF STATE GDP	1.9% OF TOTAL U.S. DEFENSE SPENDING	\$598 PER RESIDENT	#15 \$5.4 B CONTRACT SPENDING	#15 43,231 NUMBER OF PERSONNEL	#19 \$2.3 B PERSONNEL SPENDING
---	---------------------------------	--	------------------------------	--	---	---

TOP DEFENSE CONTRACT SPENDING LOCATIONS (M=millions B=billions)

Cook County	\$2.8 B
Lake County	\$1.0 B
St. Clair County	\$689.7 M
DuPage County	\$624.7 M
Winnebago County	\$394.9 M
Pulaski County	\$223.4 M
Peoria County	\$212.8 M
Rock Island County	\$204.7 M
Williamson County	\$149.5 M
Madison County	\$73.3 M



◆ AF Active
 ◊ AF Guard
 ■ Army Active
 ◻ Army Guard
 ▲ Navy Active

TOP DEFENSE PERSONNEL SPENDING LOCATIONS (M=millions)

St. Clair County	\$724.2 M
Lake County	\$627.7 M
Rock Island County	\$390.9 M
Cook County	\$143.9 M
Sangamon County	\$100.4 M
Peoria County	\$69.6 M
Champaign County	\$32.0 M
DuPage County	\$30.1 M
Will County	\$19.0 M
Macon County	\$10.8 M

