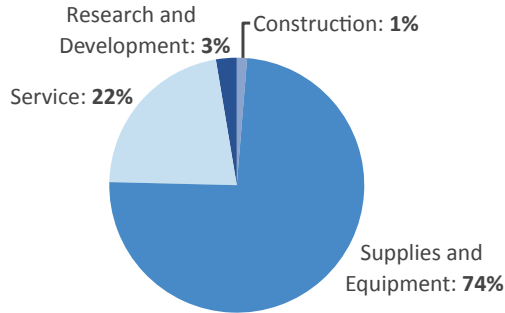


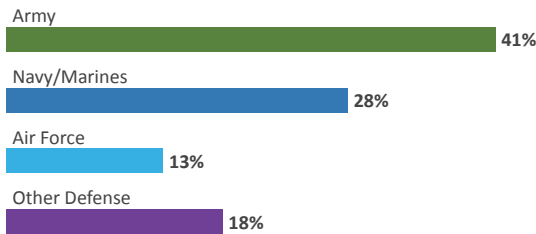
INDIANA

DEFENSE CONTRACTS

By Type



By Service



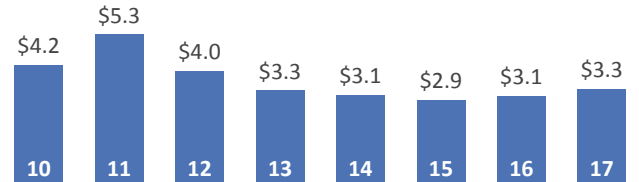
Top Defense Contractors

(M=millions B=billions)

MacAndrews & Forbes Inc.	\$1.1 B
Rolls-Royce	\$592.8 M
Raytheon	\$334.1 M
ERAPSCO	\$176.5 M
AmeriQual Group	\$157.3 M
SAIC	\$83.5 M
Honeywell	\$68.4 M
Calumet Shreveport Fuels	\$54.0 M
Petroleum Traders Corp.	\$40.4 M
Allison Transmission	\$38.9 M

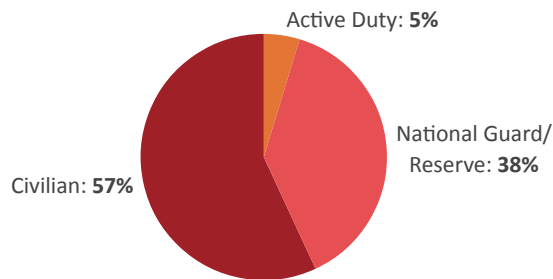
Contract Awards Performed

(By Fiscal Year, Billions)



DEFENSE PERSONNEL

Allocations, By Type



\$1.2 BILLION
TOTAL PAYROLL

19,780
TOTAL PERSONNEL

Allocations, By Service



Top Defense Personnel Locations

County	Total*	Active Duty Military	Civilian
Marion	6,989	263	5,199
Martin	4,462	51	4,411
Miami	1,204	16	499
Johnson	1,197	296	241
Allen	996	33	285
Vigo	681	20	163
St. Joseph	455	68	51
Tippecanoe	372	66	22
Lake	338	ND	52
Vanderburgh	308	60	30

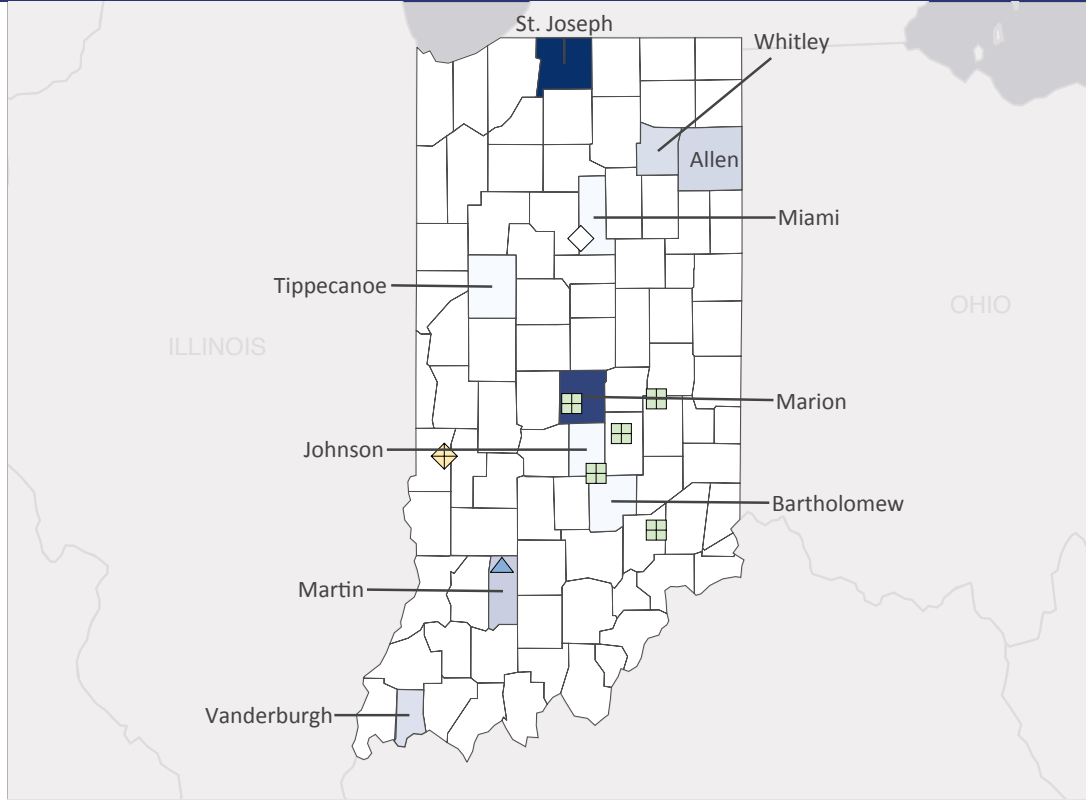
*Total also includes uniformed National Guard and Reserve units.

Data sources: DoD's Defense Manpower Data Center; DoD's Procurement and Acquisition Policy; DoD's Military Installations, Ranges and Training Areas; USASpending.gov; U.S. Bureau of Economic Analysis; U.S. Census Bureau; and Unitedstateszipcodes.org.

#27 \$4.6 B SPENT IN STATE	#34 1.3% OF STATE GDP	1.1% OF TOTAL U.S. DEFENSE SPENDING	\$685 PER RESIDENT	#22 \$3.3 B CONTRACT SPENDING	#30 19,780 NUMBER OF PERSONNEL	#29 \$1.2 B PERSONNEL SPENDING
-----------------------------------------	---------------------------------	--------------------------------------------------	------------------------------	--------------------------------------------	---------------------------------------------	---------------------------------------------

TOP DEFENSE CONTRACT SPENDING LOCATIONS (M=millions B=billions)

St. Joseph County	\$1.2 B
Marion County	\$1.1 B
Martin County	\$262.2 M
Allen County	\$208.0 M
Whitley County	\$178.7 M
Vanderburgh County	\$160.0 M
Bartholomew County	\$32.2 M
Johnson County	\$31.7 M
Miami County	\$31.2 M
Tippecanoe County	\$26.2 M



◆ AF Guard
 AF Reserve
 ■ Army Guard
 ▲ Navy Active

TOP DEFENSE PERSONNEL SPENDING LOCATIONS (M=millions)

Marion County	\$455.5 M
Martin County	\$376.9 M
Johnson County	\$70.0 M
Miami County	\$63.4 M
Allen County	\$50.7 M
Vigo County	\$41.6 M
Shelby County	\$19.1 M
St. Joseph County	\$18.1 M
Vanderburgh County	\$13.2 M
Tippecanoe County	\$12.6 M

