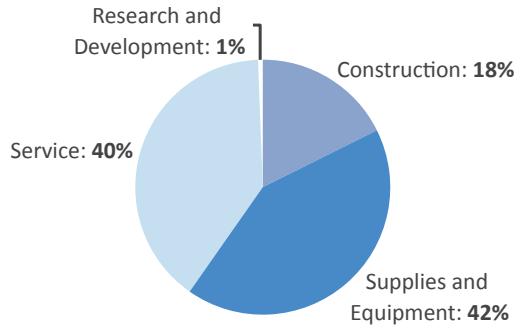


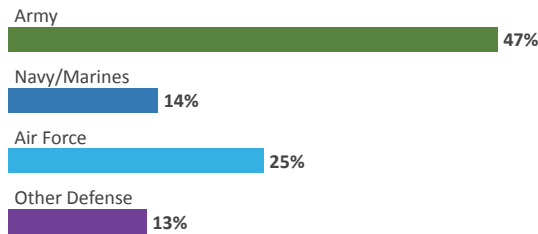
# KANSAS

## DEFENSE CONTRACTS

### By Type



### By Service



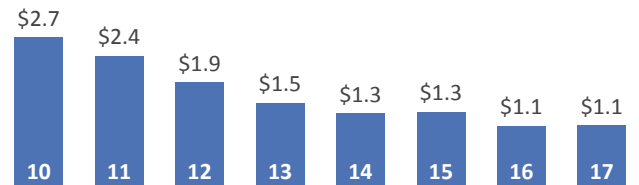
### Top Defense Contractors

(M=millions)

Textron	\$122.3 M
Northrop Grumman	\$69.1 M
Leading Technology Composites	\$51.8 M
Archer Western Aviation Partners	\$46.4 M
Raytheon	\$29.8 M
Beechcraft	\$29.6 M
General Electric	\$23.1 M
Balfour-Walton, JV	\$22.7 M
Booz Allen Hamilton	\$21.0 M
Boeing	\$19.6 M

### Contract Awards Performed

(By Fiscal Year, Billions)

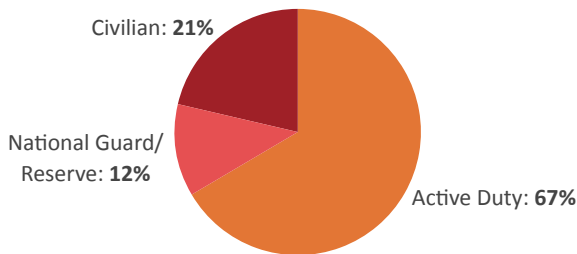


## DEFENSE PERSONNEL

### Allocations, By Type

**\$2.0 BILLION**  
TOTAL PAYROLL

**33,303**  
TOTAL PERSONNEL



### Allocations, By Service



### Top Defense Personnel Locations

County	Total*	Active Duty Military	Civilian
Geary	18,460	15,640	2,749
Leavenworth	6,005	3,428	2,378
Sedgwick	5,157	2,912	965
Shawnee	1,485	38	606
Johnson	431	28	84
Riley	323	37	81
Wyandotte	185	ND	24
Saline	164	ND	50
Douglas	108	34	21
Ellis	96	ND	15

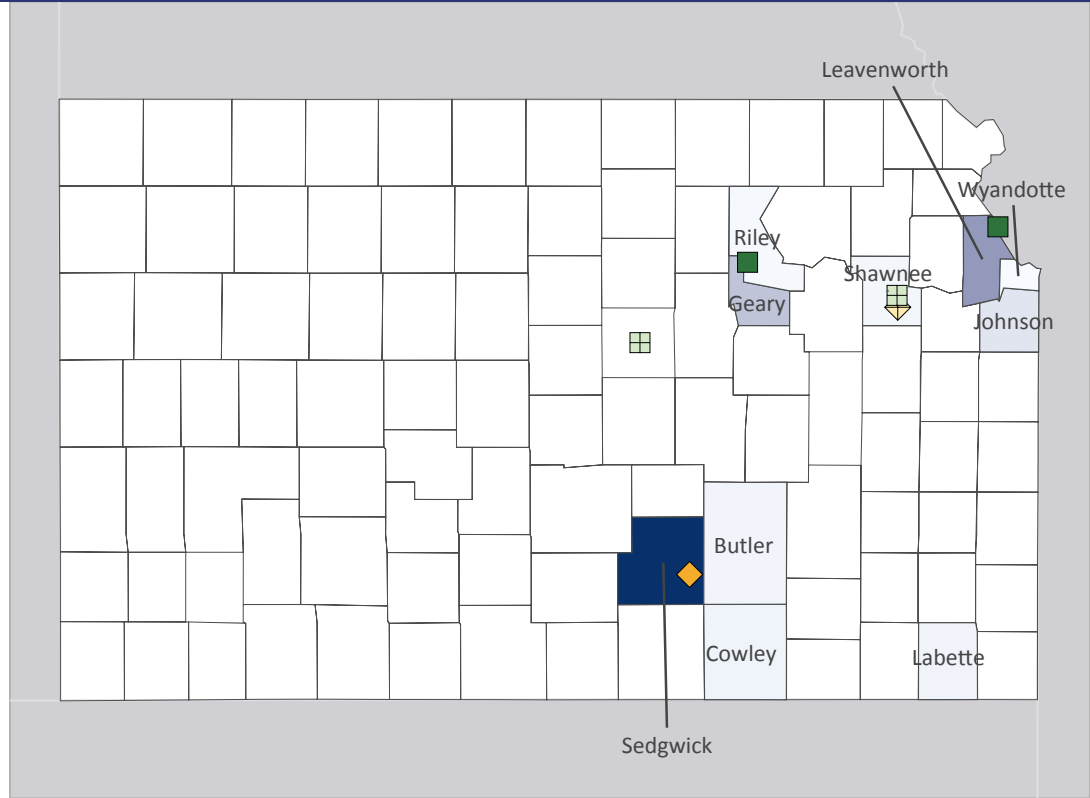
\*Total also includes uniformed National Guard and Reserve units.

Data sources: DoD's Defense Manpower Data Center; DoD's Procurement and Acquisition Policy; DoD's Military Installations, Ranges and Training Areas; USASpending.gov; U.S. Bureau of Economic Analysis; U.S. Census Bureau; and Unitedstateszipcodes.org.

<b>#30</b> \$3.1 B SPENT IN STATE	<b>#24</b> 1.9% OF STATE GDP	<b>0.8%</b> OF TOTAL U.S. DEFENSE SPENDING	<b>\$1,052</b> PER RESIDENT	<b>#39</b> \$1.1 B CONTRACT SPENDING	<b>#20</b> 33,303 NUMBER OF PERSONNEL	<b>#20</b> \$2.0 B PERSONNEL SPENDING
---	---------------------------------	--	--------------------------------	--	---	---

**TOP DEFENSE CONTRACT SPENDING LOCATIONS** (M=millions)

Sedgwick County	\$434.6 M
Leavenworth County	\$200.0 M
Geary County	\$114.2 M
Johnson County	\$49.6 M
Cowley County	\$23.4 M
Labette County	\$22.6 M
Butler County	\$20.5 M
Shawnee County	\$17.0 M
Riley County	\$13.2 M
Wyandotte County	\$9.2 M



◆ AF Active   
 ◇ AF Guard   
 ■ Army Active   
 ▣ Army Guard

**TOP DEFENSE PERSONNEL SPENDING LOCATIONS** (M=millions)

Geary County	\$980.7 M
Leavenworth County	\$505.8 M
Sedgwick County	\$297.3 M
Shawnee County	\$96.1 M
Johnson County	\$20.4 M
Riley County	\$16.5 M
Saline County	\$9.6 M
Wyandotte County	\$7.8 M
Brown County	\$5.8 M
Douglas County	\$4.8 M

