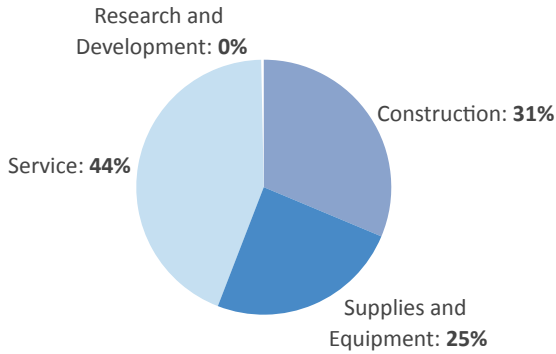


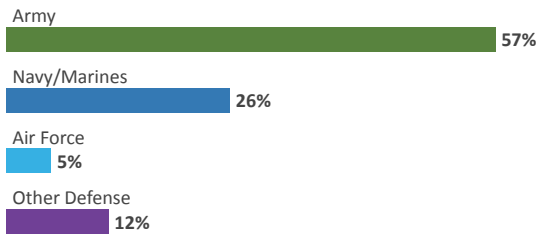
LOUISIANA

DEFENSE CONTRACTS

By Type



By Service



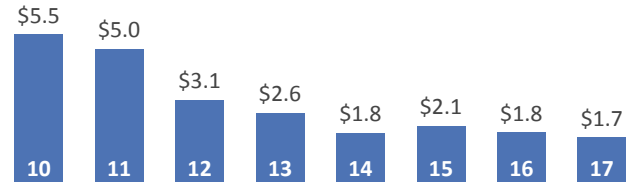
Top Defense Contractors

(M=millions)

Textron	\$146.7 M
Weeks Marine	\$89.4 M
William Herbert Hunt Trust Estate	\$71.2 M
AECOM	\$57.9 M
Boh Bros. Construction	\$56.2 M
Hornbeck Offshore Services	\$45.0 M
Cubic	\$42.1 M
Renda/J Bros, JV	\$39.8 M
Swiftships Shipbuilders	\$34.9 M
PCCP Constructors, JV	\$32.0 M

Contract Awards Performed

(By Fiscal Year, Billions)

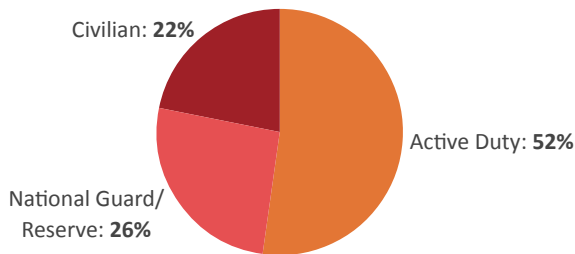


DEFENSE PERSONNEL

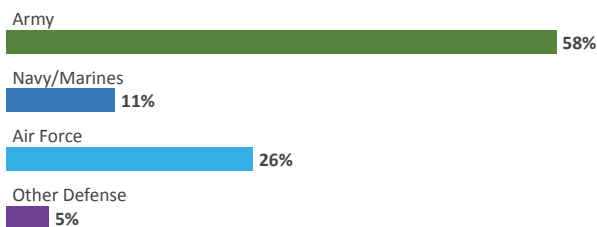
Allocations, By Type

\$1.6 BILLION
TOTAL PAYROLL

27,756
TOTAL PERSONNEL



Allocations, By Service



Top Defense Personnel Locations

Parish	Total*	Active Duty Military	Civilian
Vernon Parish	9,346	7,938	1,352
Bossier Parish	7,649	5,221	1,421
Orleans Parish	4,677	895	1,584
Rapides Parish	989	11	419
East Baton Rouge Parish	715	147	102
Plaquemines Parish	708	81	627
Tangipahoa Parish	414	ND	98
Iberville Parish	377	63	37
Calcasieu Parish	281	ND	43
Lafayette Parish	229	40	41

*Total also includes uniformed National Guard and Reserve units.

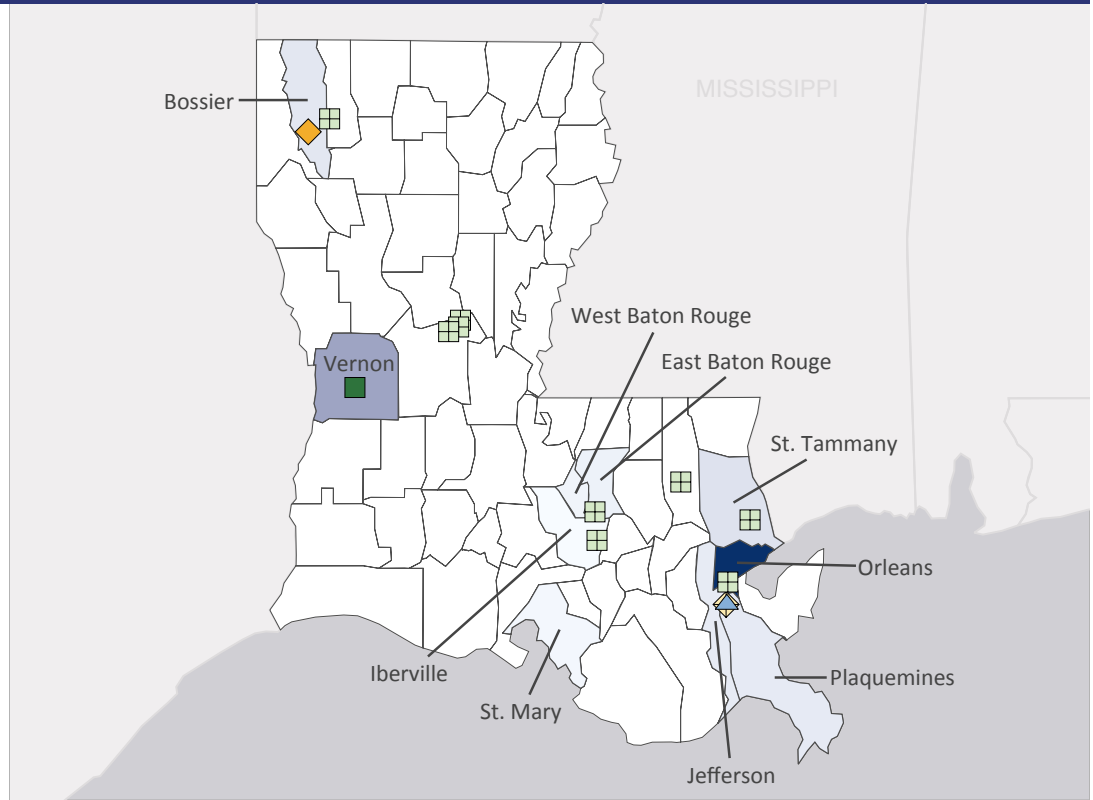
Data sources: DoD's Defense Manpower Data Center; DoD's Procurement and Acquisition Policy; DoD's Military Installations, Ranges and Training Areas; USASpending.gov; U.S. Bureau of Economic Analysis; U.S. Census Bureau; and Unitedstateszipcodes.org.

#29 \$3.3 B SPENT IN STATE	#32 1.3% OF STATE GDP	0.8% OF TOTAL U.S. DEFENSE SPENDING	\$699 PER RESIDENT	#32 \$1.7 B CONTRACT SPENDING	#23 27,756 NUMBER OF PERSONNEL	#25 \$1.6 B PERSONNEL SPENDING
----------------------------------	--------------------------	---	-----------------------	-------------------------------------	--------------------------------------	--------------------------------------

TOP DEFENSE CONTRACT SPENDING LOCATIONS

(M=millions)

Orleans Parish	\$563.4 M
Vernon Parish	\$256.0 M
St. Tammany Parish	\$111.8 M
Bossier Parish	\$100.5 M
Plaquemines Parish	\$93.0 M
Jefferson Parish	\$90.7 M
East Baton Rouge Parish	\$76.6 M
West Baton Rouge Parish	\$71.8 M
St. Mary Parish	\$63.7 M
Iberville Parish	\$55.6 M



◆ AF Active
 ◆ AF Guard
 ■ Army Active
 ■ Army Guard
 ▲ Navy Active

TOP DEFENSE PERSONNEL SPENDING LOCATIONS

(M=millions)

Vernon Parish	\$500.1 M
Bossier Parish	\$434.8 M
Orleans Parish	\$397.3 M
Rapides Parish	\$55.0 M
Plaquemines Parish	\$39.7 M
East Baton Rouge Parish	\$38.5 M
Tangipahoa Parish	\$20.5 M
Iberville Parish	\$15.5 M
Lafayette Parish	\$14.6 M
Calcasieu Parish	\$8.7 M

