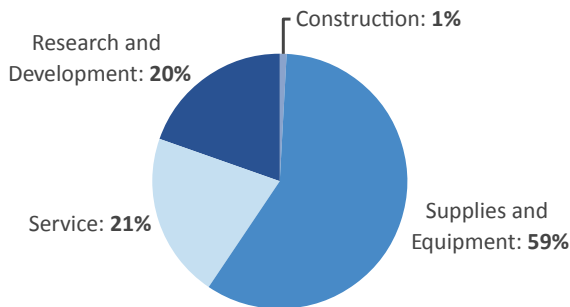


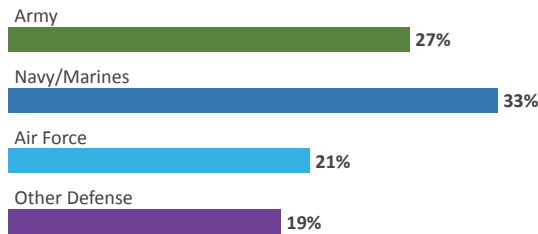
MASSACHUSETTS

DEFENSE CONTRACTS

By Type



By Service



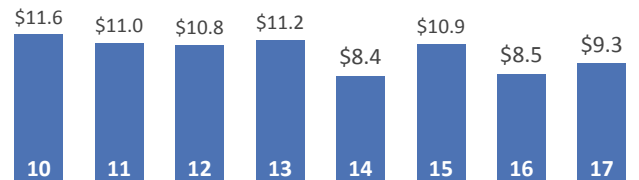
Top Defense Contractors

(M=millions B=billions)

Raytheon	\$3.6 B
General Electric	\$1.3 B
General Dynamics	\$979.9 M
Massachusetts Institute of Technology	\$657.9 M
Charles Stark Draper Laboratory	\$442.2 M
MITRE	\$324.4 M
Noble Supply & Logistics	\$181.8 M
Brighton Marine Health Center	\$141.1 M
L3 Technologies	\$126.0 M
United Technologies	\$120.8 M

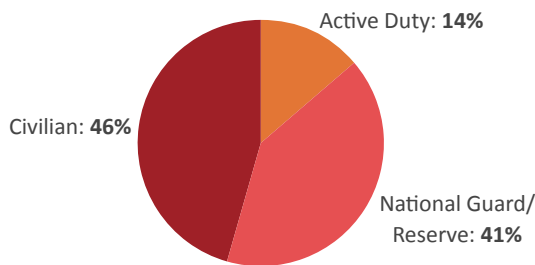
Contract Awards Performed

(By Fiscal Year, Billions)

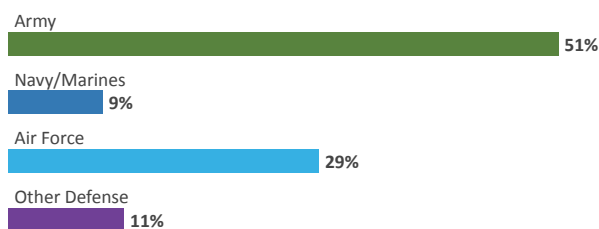


DEFENSE PERSONNEL

Allocations, By Type



Allocations, By Service



\$1.0 BILLION
TOTAL PAYROLL

14,405
TOTAL PERSONNEL

Top Defense Personnel Locations

County	Total*	Active Duty Military	Civilian
Middlesex	6,905	1,131	4,138
Hampden	3,011	150	1,069
Barnstable	1,256	90	449
Suffolk	994	341	435
Worcester	504	23	95
Plymouth	406	33	43
Bristol	405	ND	68
Essex	322	13	156
Norfolk	226	ND	22
Hampshire	127	41	19

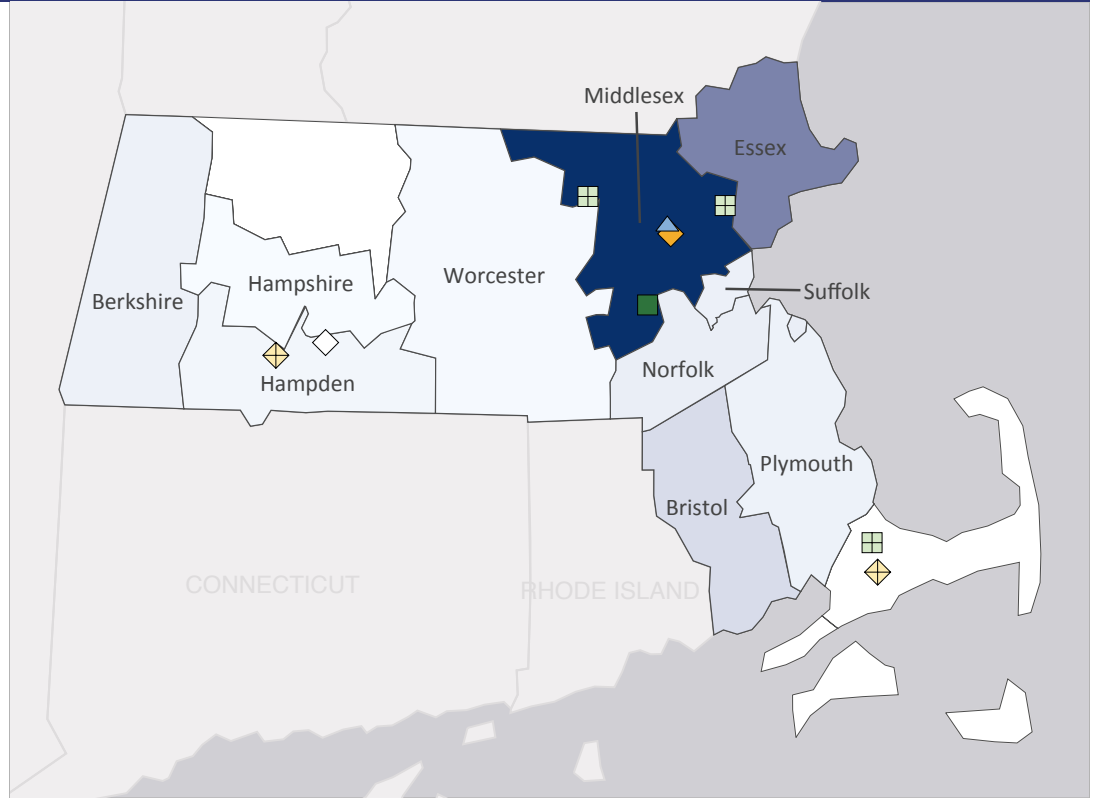
*Total also includes uniformed National Guard and Reserve units.

Data sources: DoD's Defense Manpower Data Center; DoD's Procurement and Acquisition Policy; DoD's Military Installations, Ranges and Training Areas; USASpending.gov; U.S. Bureau of Economic Analysis; U.S. Census Bureau; and Unitedstateszipcodes.org.

#11 \$10.4 B SPENT IN STATE	#23 1.9% OF STATE GDP	2.6% OF TOTAL U.S. DEFENSE SPENDING	\$1,509 PER RESIDENT	#9 \$9.3 B CONTRACT SPENDING	#33 14,405 NUMBER OF PERSONNEL	#31 \$1.0 B PERSONNEL SPENDING
-----------------------------------	--------------------------	---	-------------------------	------------------------------------	--------------------------------------	--------------------------------------

TOP DEFENSE CONTRACT SPENDING LOCATIONS (M=millions B=billions)

Middlesex County	\$5.1 B
Essex County	\$2.9 B
Bristol County	\$773.1 M
Norfolk County	\$372.8 M
Suffolk County	\$323.5 M
Berkshire County	\$300.4 M
Plymouth County	\$297.7 M
Hampden County	\$209.0 M
Worcester County	\$134.8 M
Hampshire County	\$89.3 M



◆ AF Active
 ◆ AF Guard
 ◇ AF Reserve
 ■ Army Active
 ■ Army Guard
 ▲ Navy Active

TOP DEFENSE PERSONNEL SPENDING LOCATIONS (M=millions)

Middlesex County	\$558.7 M
Hampden County	\$177.9 M
Suffolk County	\$79.3 M
Barnstable County	\$79.0 M
Worcester County	\$23.0 M
Essex County	\$21.8 M
Plymouth County	\$17.3 M
Bristol County	\$15.4 M
Norfolk County	\$12.4 M
Berkshire County	\$7.5 M

