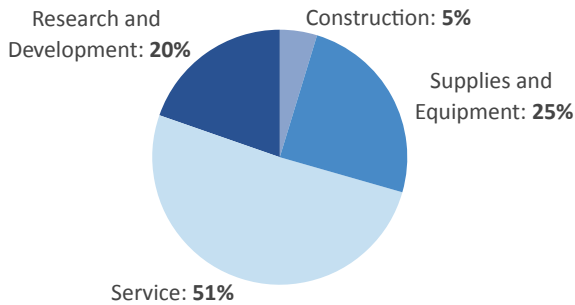


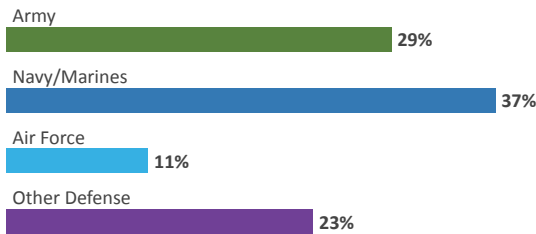
MARYLAND

DEFENSE CONTRACTS

By Type



By Service



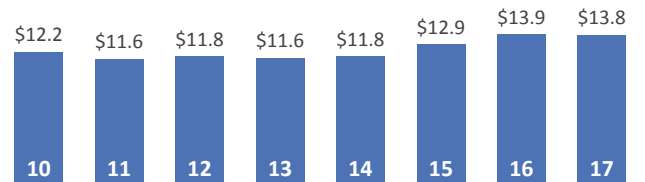
Top Defense Contractors

(M=millions B=billions)

Lockheed Martin	\$1.4 B
Northrop Grumman	\$1.2 B
Johns Hopkins University	\$924.2 M
BAE Systems	\$515.2 M
Textron	\$446.3 M
Johns Hopkins Health System Corp.	\$391.5 M
Booz Allen Hamilton	\$300.6 M
CACI	\$223.3 M
Federal Resources Supply	\$197.5 M
AECOM	\$155.9 M

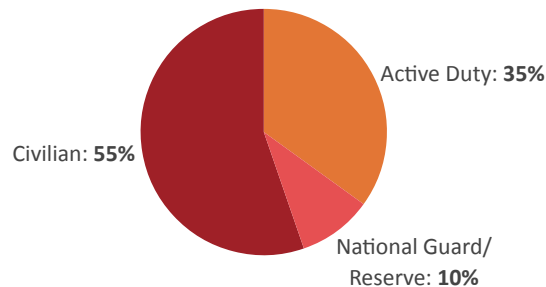
Contract Awards Performed

(By Fiscal Year, Billions)

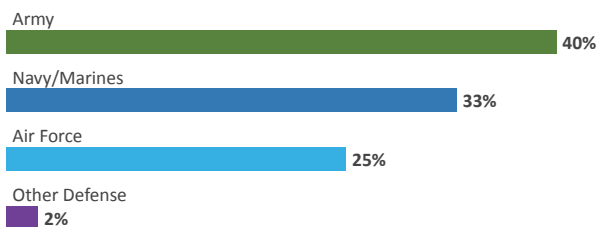


DEFENSE PERSONNEL

Allocations, By Type



Allocations, By Service



\$7.2 BILLION
TOTAL PAYROLL

81,217
TOTAL PERSONNEL

Top Defense Personnel Locations

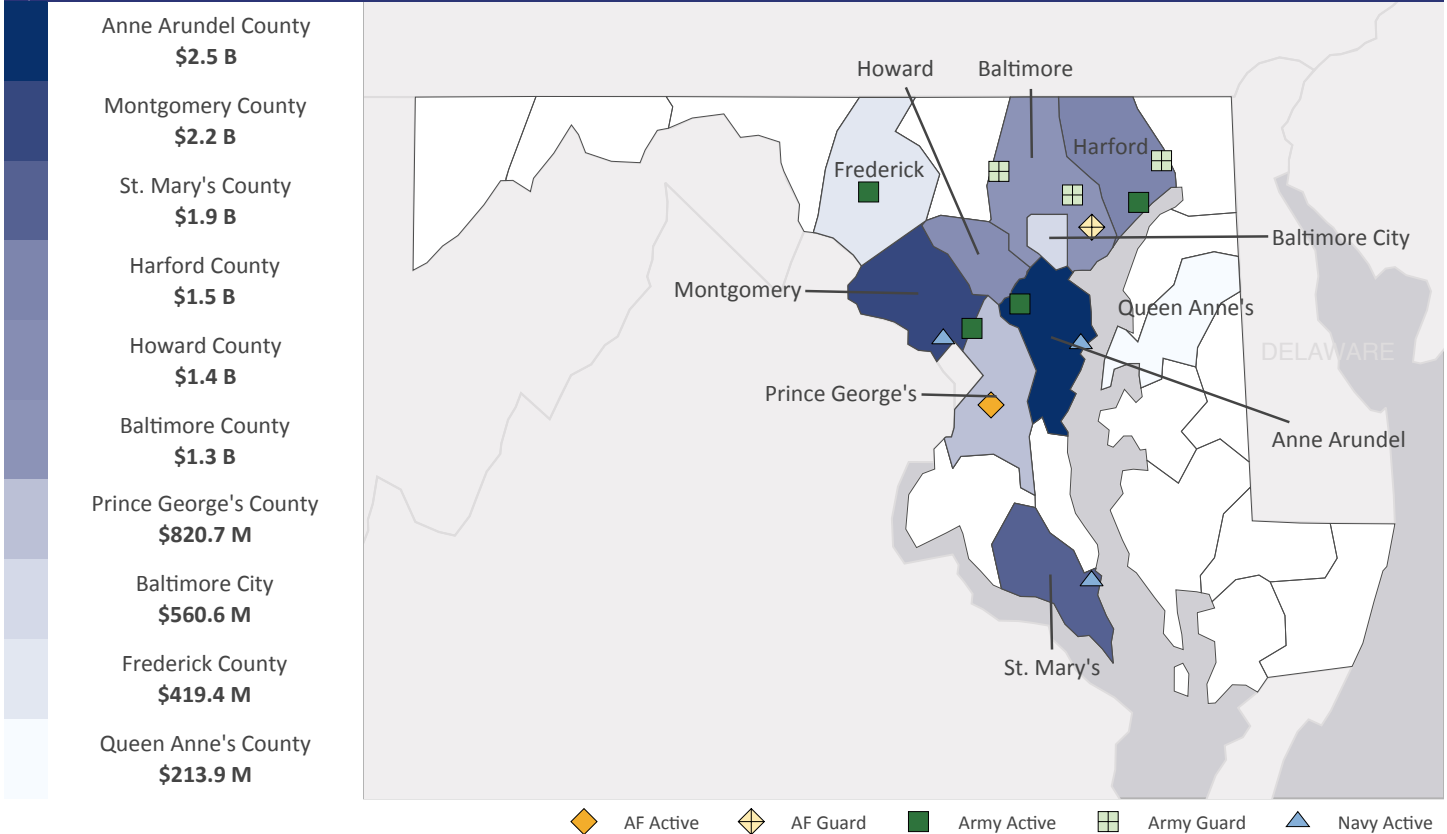
County/City	Total*	Active Duty Military	Civilian
Anne Arundel	22,697	12,553	8,373
St. Mary's	11,901	2,282	9,582
Harford	11,856	898	10,468
Prince George's	11,398	4,335	4,657
Montgomery	11,271	4,526	5,885
Frederick	3,505	1,225	2,159
Charles	2,650	552	2,059
Baltimore	1,841	81	458
Baltimore City	1,680	60	1,016
Allegany	1,191	1,085	ND

*Total also includes uniformed National Guard and Reserve units.

Data sources: DoD's Defense Manpower Data Center; DoD's Procurement and Acquisition Policy; DoD's Military Installations, Ranges and Training Areas; USASpending.gov; U.S. Bureau of Economic Analysis; U.S. Census Bureau; and Unitedstateszipcodes.org.

#4 \$21.0 B SPENT IN STATE	#5 5.3% OF STATE GDP	5.2% OF TOTAL U.S. DEFENSE SPENDING	\$3,478 PER RESIDENT	#5 \$13.8 B CONTRACT SPENDING	#8 81,217 NUMBER OF PERSONNEL	#4 \$7.2 B PERSONNEL SPENDING
---	--------------------------------	--	--------------------------------	--	--	--

TOP DEFENSE CONTRACT SPENDING LOCATIONS (M=millions B=billions)



TOP DEFENSE PERSONNEL SPENDING LOCATIONS (M=millions B=billions)

