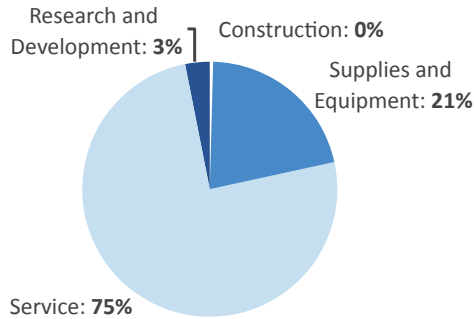


MINNESOTA

DEFENSE CONTRACTS

By Type



By Service



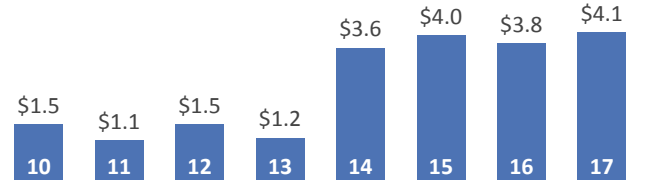
Top Defense Contractors

(M=millions B=billions)

UnitedHealth Group	\$2.8 B
Northrop Grumman	\$326.7 M
Honeywell	\$290.9 M
BAE Systems	\$266.7 M
General Dynamics	\$38.1 M
Cummins	\$37.8 M
Polaris Industries	\$31.9 M
3M	\$18.3 M
International Automated Systems	\$11.9 M
United Technologies	\$11.4 M

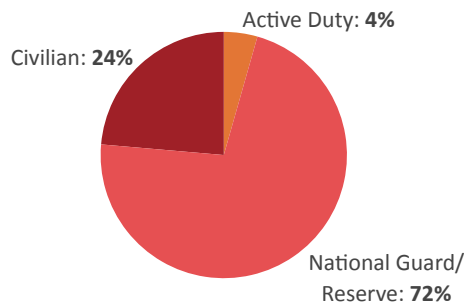
Contract Awards Performed

(By Fiscal Year, Billions)



DEFENSE PERSONNEL

Allocations, By Type



Allocations, By Service



\$518.8 MILLION
TOTAL PAYROLL

10,519
TOTAL PERSONNEL

Top Defense Personnel Locations

County	Total*	Active Duty Military	Civilian
Hennepin	3,044	319	613
Ramsey	1,944	43	848
St. Louis	1,156	12	334
Morrison	819	ND	334
Dakota	466	ND	49
Stearns	367	ND	94
Washington	232	ND	ND
Blue Earth	166	20	12
Wright	139	ND	ND
Crow Wing	133	22	18

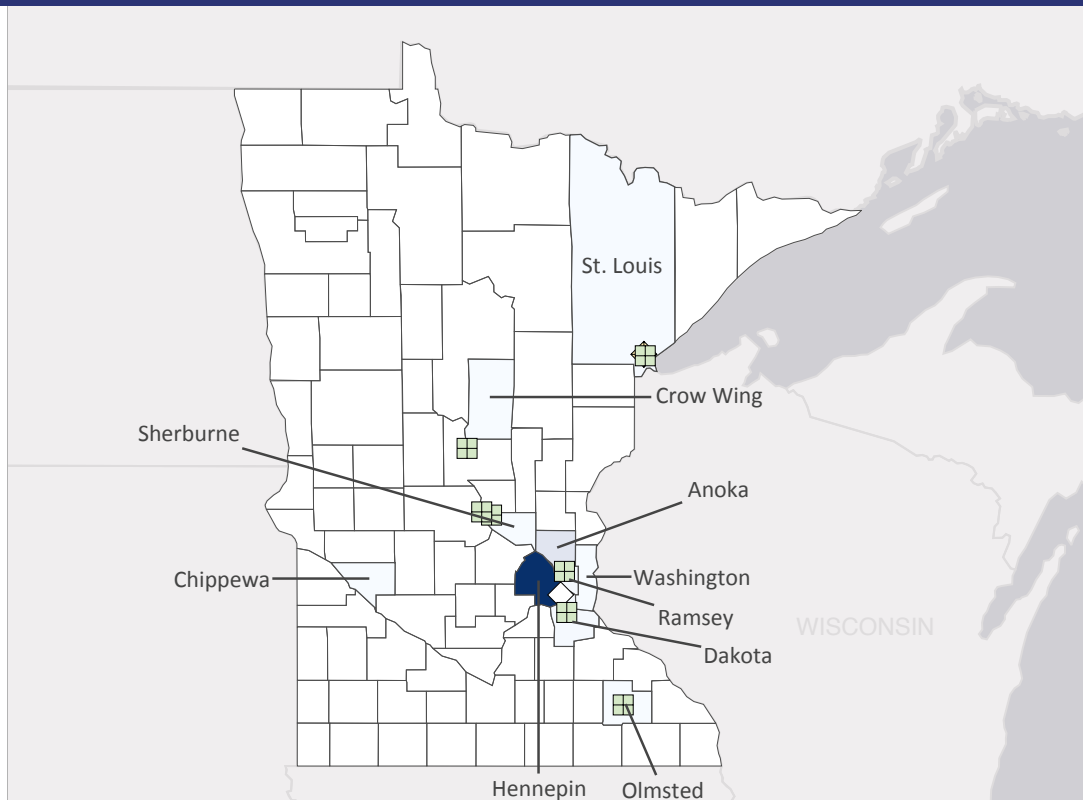
*Total also includes uniformed National Guard and Reserve units.

Data sources: DoD's Defense Manpower Data Center; DoD's Procurement and Acquisition Policy; DoD's Military Installations, Ranges and Training Areas; USASpending.gov; U.S. Bureau of Economic Analysis; U.S. Census Bureau; and Unitedstateszipcodes.org.

#26 \$4.6 B SPENT IN STATE	#33 1.3% OF STATE GDP	1.1% OF TOTAL U.S. DEFENSE SPENDING	\$823 PER RESIDENT	#19 \$4.1 B CONTRACT SPENDING	#37 10,519 NUMBER OF PERSONNEL	#40 \$0.5 B PERSONNEL SPENDING
----------------------------------	--------------------------	---	-----------------------	-------------------------------------	--------------------------------------	--------------------------------------

TOP DEFENSE CONTRACT SPENDING LOCATIONS (M=millions B=billions)

Hennepin County	\$3.4 B
Anoka County	\$331.3 M
Ramsey County	\$50.7 M
Dakota County	\$29.5 M
St. Louis County	\$13.8 M
Sherburne County	\$5.3 M
Chippewa County	\$5.2 M
Washington County	\$4.8 M
Crow Wing County	\$4.0 M
Olmsted County	\$4.0 M



TOP DEFENSE PERSONNEL SPENDING LOCATIONS (M=millions)

Hennepin County	\$189.2 M
Ramsey County	\$103.4 M
St. Louis County	\$54.5 M
Morrison County	\$40.3 M
Dakota County	\$19.6 M
Stearns County	\$15.2 M
Blue Earth County	\$9.6 M
Wright County	\$7.3 M
Washington County	\$6.8 M
Wabasha County	\$5.8 M

