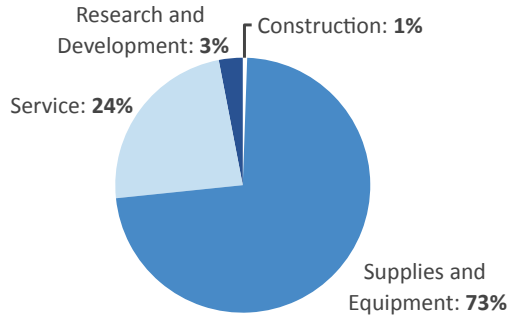


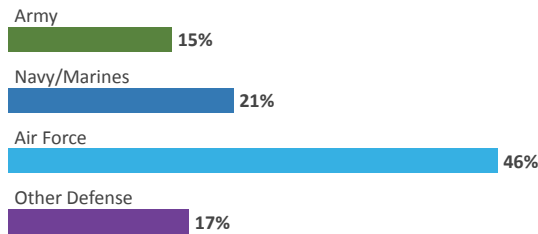
MISSOURI

DEFENSE CONTRACTS

By Type



By Service



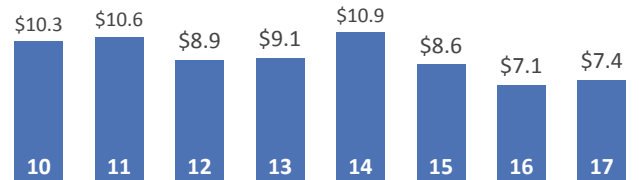
Top Defense Contractors

(M=millions B=billions)

Boeing	\$6.4 B
Express Scripts	\$697.4 M
Northrop Grumman	\$443.1 M
World Wide Technology	\$226.8 M
Leonardo S.p.A. (Finmeccanica)	\$139.1 M
Energys	\$46.0 M
Herndon Aerospace & Defense	\$31.4 M
State of Missouri	\$29.8 M
US Foods Holding	\$28.7 M
TC&S/F-W	\$28.0 M

Contract Awards Performed

(By Fiscal Year, Billions)

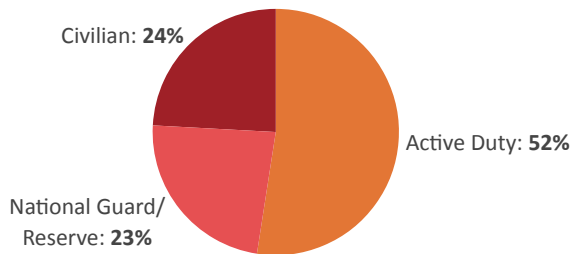


DEFENSE PERSONNEL

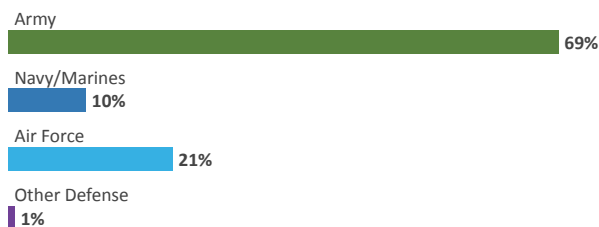
Allocations, By Type

\$1.6 BILLION
TOTAL PAYROLL

32,672
TOTAL PERSONNEL



Allocations, By Service



Top Defense Personnel Locations

County/City	Total*	Active Duty Military	Civilian
Pulaski	15,847	12,396	3,117
Johnson	5,636	3,738	1,038
Jackson	1,788	87	746
St. Louis	1,512	54	458
St. Louis City	1,314	275	787
Buchanan	888	22	314
Greene	885	19	251
Cole	836	32	337
St. Charles	362	ND	68
Cass	356	ND	46

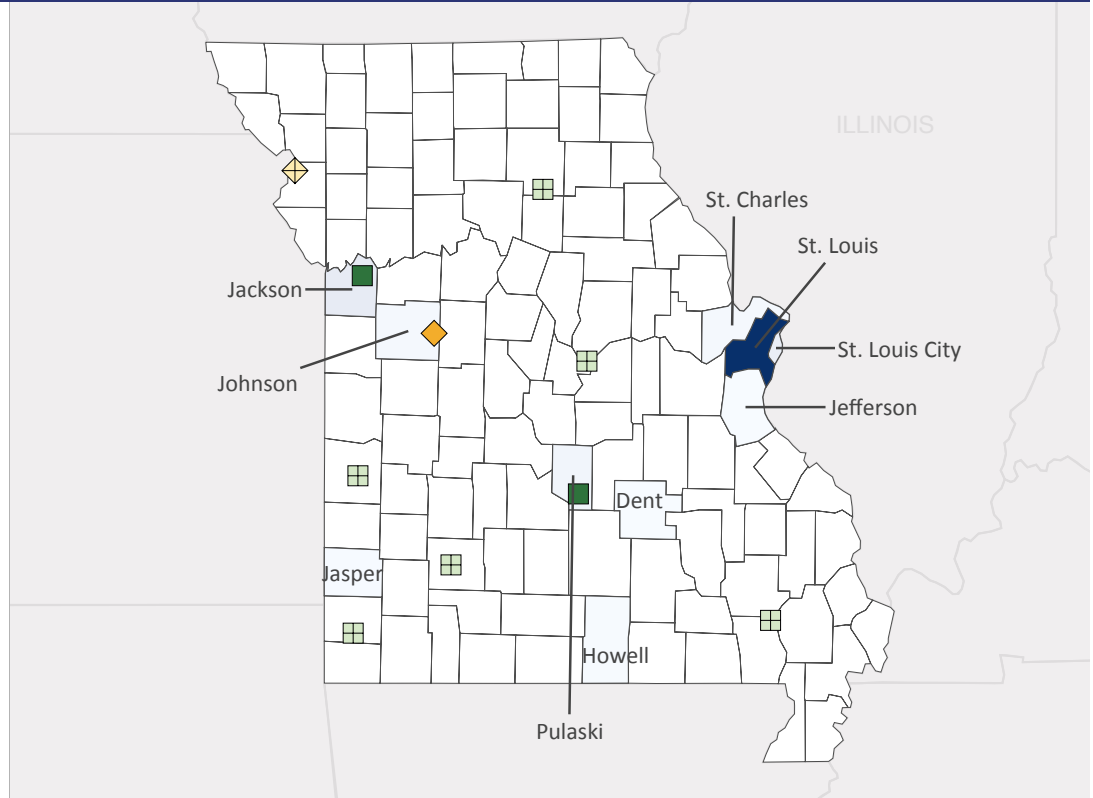
*Total also includes uniformed National Guard and Reserve units.

Data sources: DoD's Defense Manpower Data Center; DoD's Procurement and Acquisition Policy; DoD's Military Installations, Ranges and Training Areas; USASpending.gov; U.S. Bureau of Economic Analysis; U.S. Census Bureau; and Unitedstateszipcodes.org.

#15 \$9.0 B SPENT IN STATE	#14 2.9% OF STATE GDP	2.2% OF TOTAL U.S. DEFENSE SPENDING	\$1,471 PER RESIDENT	#12 \$7.4 B CONTRACT SPENDING	#21 32,672 NUMBER OF PERSONNEL	#26 \$1.6 B PERSONNEL SPENDING
---	---------------------------------	--	--------------------------------	--	---	---

TOP DEFENSE CONTRACT SPENDING LOCATIONS (M=millions B=billions)

- St. Louis County
\$7.2 B
- Jackson County
\$517.7 M
- St. Louis City
\$431.5 M
- Pulaski County
\$212.6 M
- St. Charles County
\$116.6 M
- Johnson County
\$110.1 M
- Howell County
\$58.6 M
- Jasper County
\$46.0 M
- Dent County
\$27.8 M
- Jefferson County
\$24.4 M



◆ AF Active
 ◆ AF Guard
 ■ Army Active
 ■ Army Guard

TOP DEFENSE PERSONNEL SPENDING LOCATIONS (M=millions)

- Pulaski County
\$656.3 M
- Johnson County
\$290.4 M
- Jackson County
\$109.5 M
- St. Louis City
\$90.6 M
- St. Louis County
\$84.4 M
- Cole County
\$58.4 M
- Buchanan County
\$57.3 M
- Greene County
\$35.6 M
- St. Charles County
\$21.0 M
- Cass County
\$17.4 M

