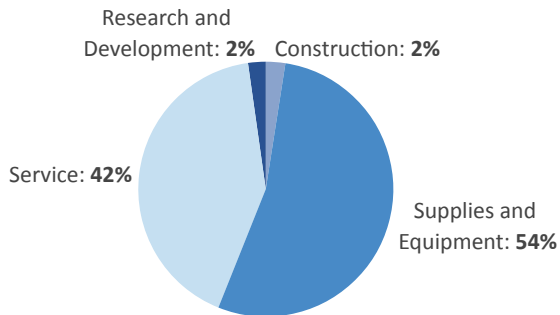


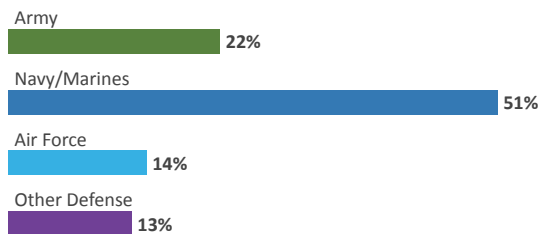
MISSISSIPPI

DEFENSE CONTRACTS

By Type



By Service



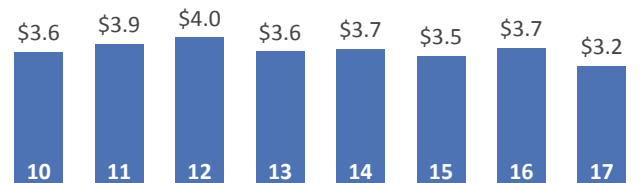
Top Defense Contractors

(M=millions B=billions)

Huntington Ingalls	\$1.9 B
L3 Technologies	\$790.6 M
Vectrus	\$79.7 M
Northrop Grumman	\$70.4 M
Raytheon	\$64.8 M
Great Lakes Dredge and Dock	\$49.1 M
Olin Corp.	\$46.5 M
Navistar International	\$41.4 M
DXC Technology	\$31.4 M
Cray	\$28.7 M

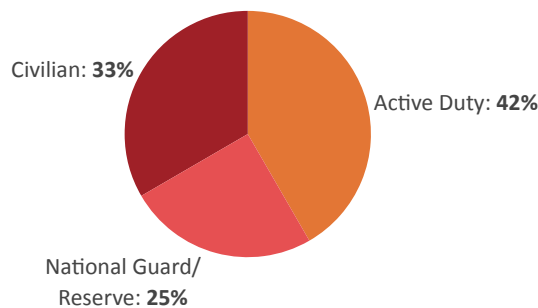
Contract Awards Performed

(By Fiscal Year, Billions)

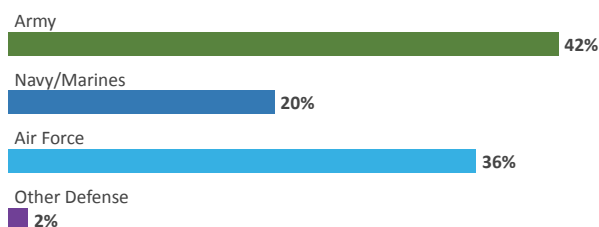


DEFENSE PERSONNEL

Allocations, By Type



Allocations, By Service



\$1.5 BILLION
TOTAL PAYROLL

27,581
TOTAL PERSONNEL

Top Defense Personnel Locations

County	Total*	Active Duty Military	Civilian
Harrison	11,021	7,512	2,243
Warren	2,548	ND	2,406
Lauderdale	2,297	938	644
Lowndes	1,996	1,351	571
Hancock	1,808	542	1,243
Hinds	1,136	47	337
Forrest	1,116	304	379
Rankin	946	ND	369
Tippah	597	570	ND
Jackson	572	30	492

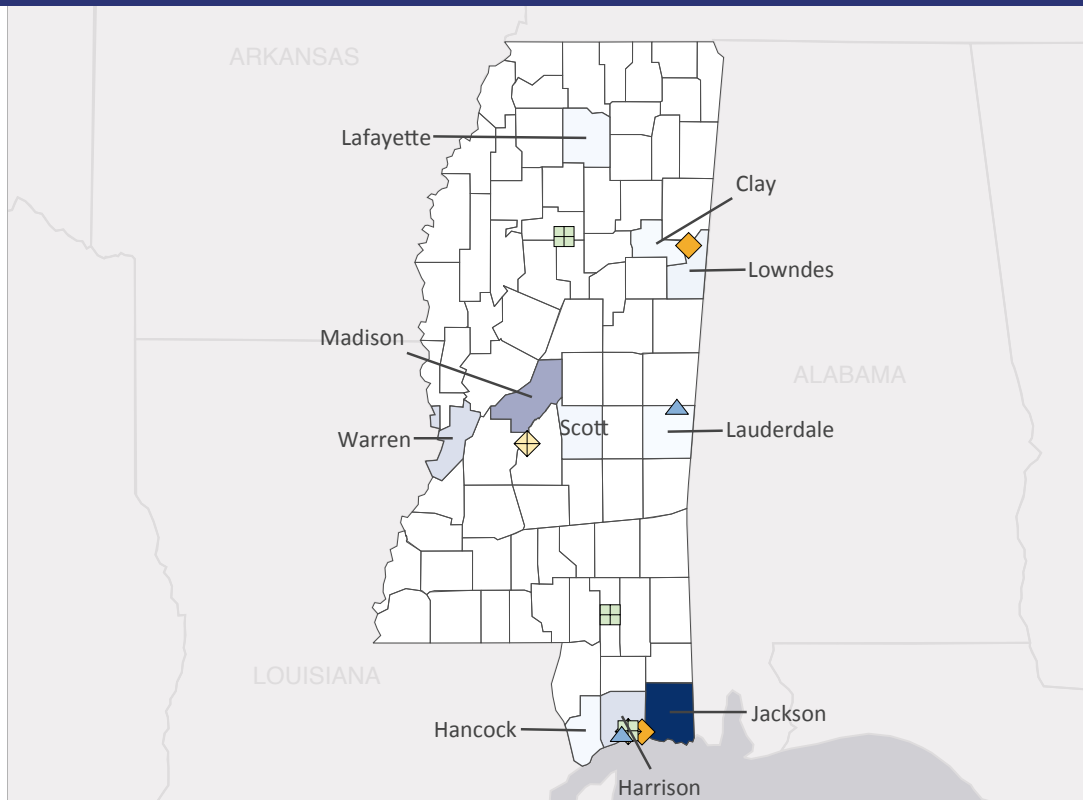
*Total also includes uniformed National Guard and Reserve units.

Data sources: DoD's Defense Manpower Data Center; DoD's Procurement and Acquisition Policy; DoD's Military Installations, Ranges and Training Areas; USASpending.gov; U.S. Bureau of Economic Analysis; U.S. Census Bureau; and Unitedstateszipcodes.org.

#25 \$4.7 B SPENT IN STATE	#8 4.2% OF STATE GDP	1.2% OF TOTAL U.S. DEFENSE SPENDING	\$1,585 PER RESIDENT	#24 \$3.2 B CONTRACT SPENDING	#24 27,581 NUMBER OF PERSONNEL	#27 \$1.5 B PERSONNEL SPENDING
---	--------------------------------	--	--------------------------------	--	---	---

TOP DEFENSE CONTRACT SPENDING LOCATIONS (M=millions B=billions)

Jackson County	\$2.0 B
Madison County	\$754.6 M
Warren County	\$273.7 M
Harrison County	\$259.2 M
Lowndes County	\$97.2 M
Scott County	\$64.0 M
Lafayette County	\$48.6 M
Hancock County	\$48.3 M
Clay County	\$41.4 M
Lauderdale County	\$33.9 M



◆ AF Active
 ◆ AF Guard
 ■ Army Guard
 ▲ Navy Active

TOP DEFENSE PERSONNEL SPENDING LOCATIONS (M=millions)

Harrison County	\$513.9 M
Warren County	\$199.3 M
Hancock County	\$146.6 M
Lauderdale County	\$129.2 M
Lowndes County	\$100.5 M
Hinds County	\$82.1 M
Forrest County	\$69.2 M
Rankin County	\$48.5 M
Jackson County	\$47.0 M
Lee County	\$19.0 M

