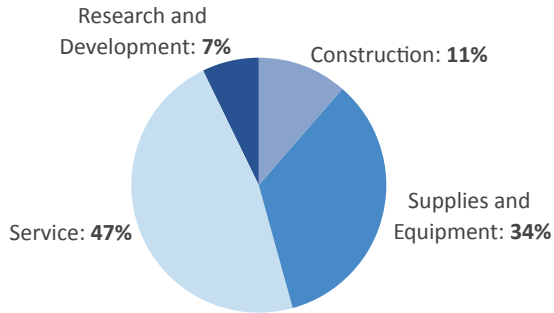


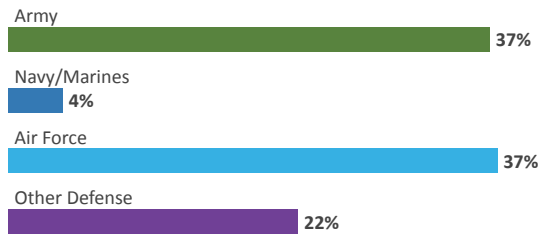
MONTANA

DEFENSE CONTRACTS

By Type



By Service



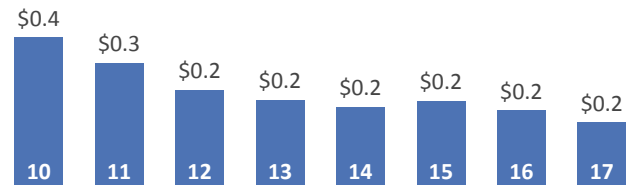
Top Defense Contractors

(M=millions)

T&L Sales	\$10.7 M
S&K Global Solutions	\$8.5 M
Ames Construction	\$7.8 M
Project Resources	\$7.1 M
CM Manufacturing	\$4.4 M
CDM Smith	\$4.3 M
Calumet Shreveport Fuels	\$4.2 M
James Talcott Construction	\$3.5 M
Integrated Security Solutions	\$3.3 M
S&K Aerospace	\$3.2 M

Contract Awards Performed

(By Fiscal Year, Billions)

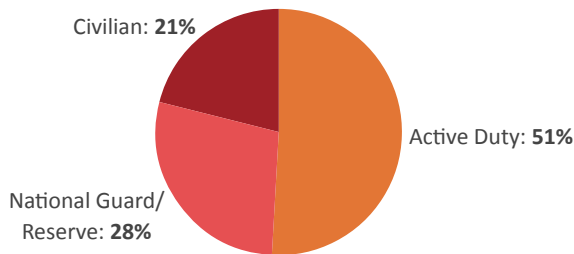


DEFENSE PERSONNEL

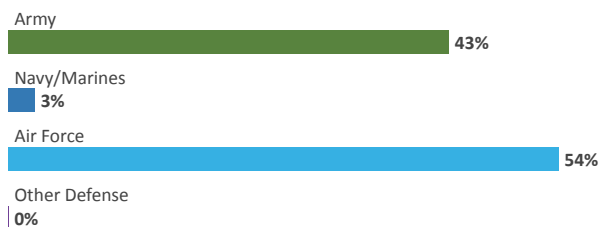
Allocations, By Type

\$317.7 MILLION
TOTAL PAYROLL

6,539
TOTAL PERSONNEL



Allocations, By Service



Top Defense Personnel Locations

County	Total*	Active Duty Military	Civilian
Cascade	4,539	3,226	860
Lewis and Clark	881	ND	343
Yellowstone	301	35	15
Missoula	209	27	24
Gallatin	125	10	ND
Flathead	92	ND	ND
Silver Bow	75	10	19
Lincoln	60	ND	49
Valley	51	ND	43
Park	38	ND	ND

*Total also includes uniformed National Guard and Reserve units.

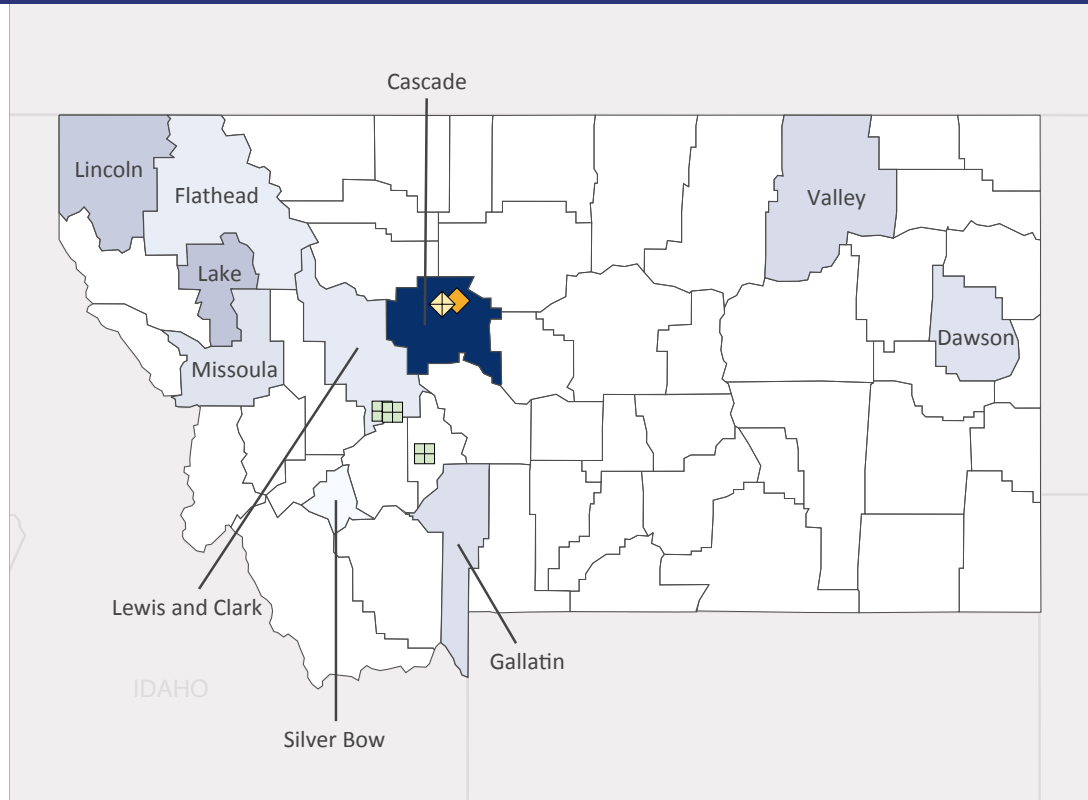
Data sources: DoD's Defense Manpower Data Center; DoD's Procurement and Acquisition Policy; DoD's Military Installations, Ranges and Training Areas; USASpending.gov; U.S. Bureau of Economic Analysis; U.S. Census Bureau; and Unitedstateszipcodes.org.

#49 \$0.5 B SPENT IN STATE	#39 1.0% OF STATE GDP	0.1% OF TOTAL U.S. DEFENSE SPENDING	\$447 PER RESIDENT	#50 \$0.2 B CONTRACT SPENDING	#46 6,539 NUMBER OF PERSONNEL	#46 \$0.3 B PERSONNEL SPENDING
----------------------------------	--------------------------	---	-----------------------	-------------------------------------	-------------------------------------	--------------------------------------

TOP DEFENSE CONTRACT SPENDING LOCATIONS

(M=millions)

Cascade County	\$60.5 M
Lake County	\$16.0 M
Lincoln County	\$14.1 M
Valley County	\$10.0 M
Gallatin County	\$8.9 M
Dawson County	\$8.2 M
Missoula County	\$8.1 M
Lewis and Clark County	\$6.3 M
Flathead County	\$5.6 M
Silver Bow County	\$2.0 M



◆ AF Active ◆ AF Guard ▣ Army Guard

TOP DEFENSE PERSONNEL SPENDING LOCATIONS

(K=thousands M=millions)

Cascade County	\$217.6 M
Lewis and Clark County	\$53.6 M
Yellowstone County	\$11.0 M
Missoula County	\$8.7 M
Silver Bow County	\$5.1 M
Lincoln County	\$4.4 M
Valley County	\$4.1 M
Gallatin County	\$4.0 M
Flathead County	\$3.4 M
Park County	\$747.5 K

