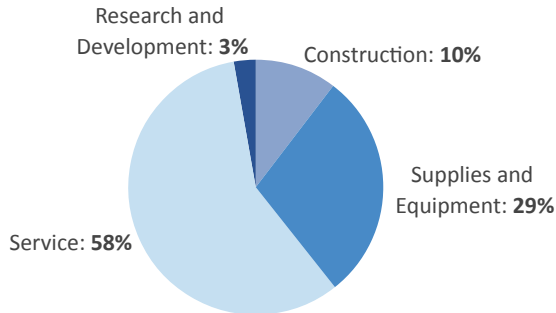


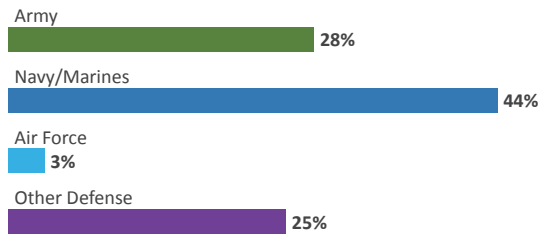
NORTH CAROLINA

DEFENSE CONTRACTS

By Type



By Service



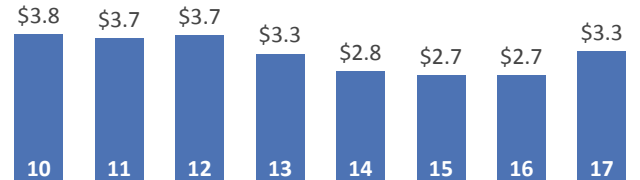
Top Defense Contractors

(M=millions)

Sodexo	\$111.1 M
H Squared	\$95.6 M
Booz Allen Hamilton	\$47.5 M
Raytheon	\$39.1 M
Sauer	\$38.9 M
R&R Enterprises	\$34.1 M
International Textile Group	\$33.5 M
McRae Industries	\$32.5 M
US Foods Holding	\$30.9 M
Cyberspace Solutions	\$29.3 M

Contract Awards Performed

(By Fiscal Year, Billions)

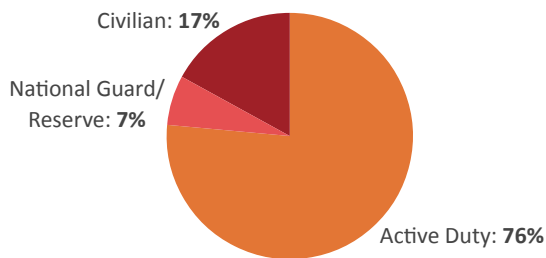


DEFENSE PERSONNEL

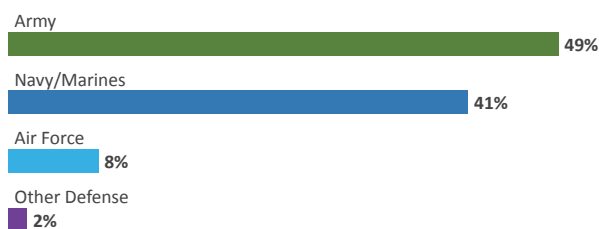
Allocations, By Type

\$7.0 BILLION
TOTAL PAYROLL

126,909
TOTAL PERSONNEL



Allocations, By Service



Top Defense Personnel Locations

County	Total*	Active Duty Military	Civilian
Cumberland	58,118	46,804	10,208
Onslow	40,895	36,993	3,673
Craven	11,113	6,387	4,657
Wayne	5,859	4,378	746
Wake	2,566	562	646
Mecklenburg	1,466	108	403
Guilford	601	39	118
New Hanover	518	ND	293
Caldwell	357	265	26
Buncombe	287	70	62

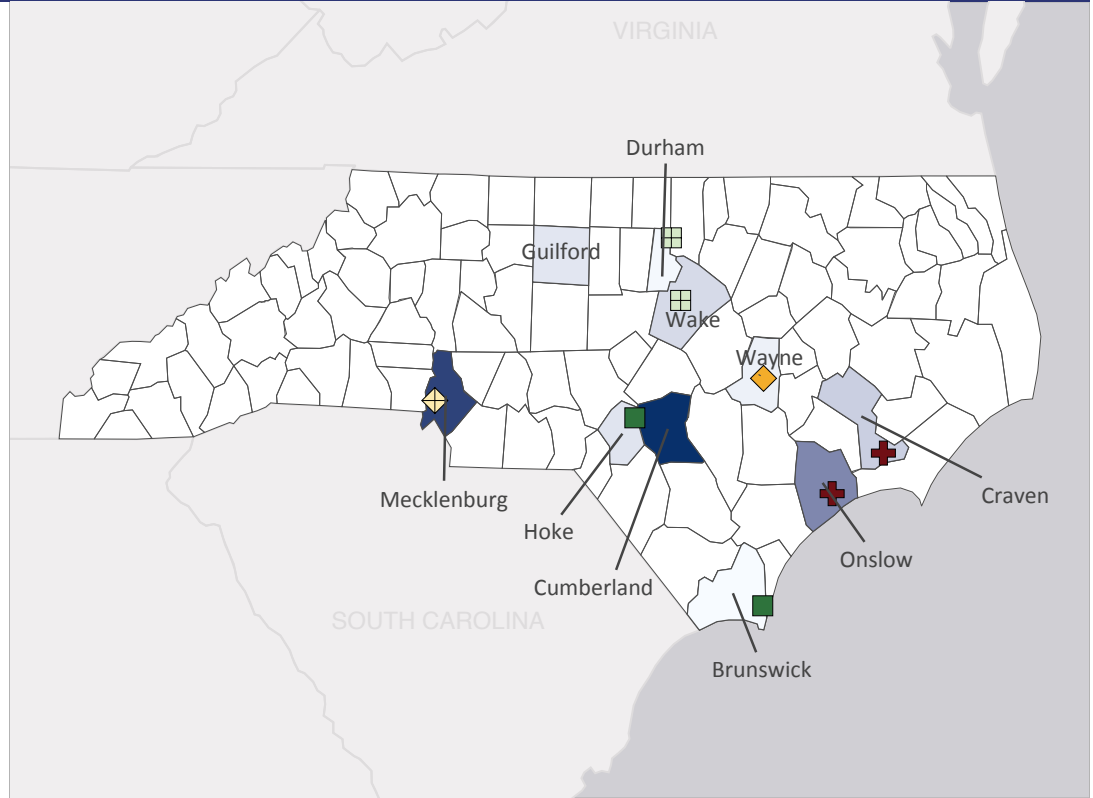
*Total also includes uniformed National Guard and Reserve units.

Data sources: DoD's Defense Manpower Data Center; DoD's Procurement and Acquisition Policy; DoD's Military Installations, Ranges and Training Areas; USASpending.gov; U.S. Bureau of Economic Analysis; U.S. Census Bureau; and Unitedstateszipcodes.org.

#12 \$10.3 B SPENT IN STATE	#25 1.9% OF STATE GDP	2.6% OF TOTAL U.S. DEFENSE SPENDING	\$1,006 PER RESIDENT	#23 \$3.3 B CONTRACT SPENDING	#4 126,909 NUMBER OF PERSONNEL	#5 \$7.0 B PERSONNEL SPENDING
--	---------------------------------	--	--------------------------------	--	---	--

TOP DEFENSE CONTRACT SPENDING LOCATIONS (M=millions)

Cumberland County	\$847.4 M
Mecklenburg County	\$760.2 M
Onslow County	\$472.3 M
Craven County	\$197.8 M
Wake County	\$156.6 M
Hoke County	\$119.8 M
Guilford County	\$113.0 M
Wayne County	\$73.4 M
Durham County	\$48.2 M
Brunswick County	\$38.5 M



◆ AF Active
 ◊ AF Guard
 ■ Army Active
 ◻ Army Guard
 + MC Active

TOP DEFENSE PERSONNEL SPENDING LOCATIONS (M=millions B=billions)

Cumberland County	\$3.7 B
Onslow County	\$1.8 B
Craven County	\$600.7 M
Wayne County	\$294.1 M
Wake County	\$150.8 M
Mecklenburg County	\$82.2 M
New Hanover County	\$31.3 M
Guilford County	\$26.9 M
Durham County	\$20.0 M
Brunswick County	\$17.4 M

