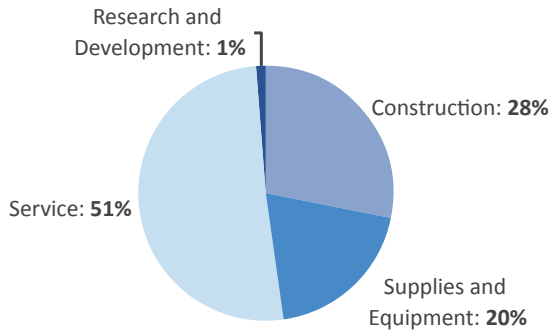


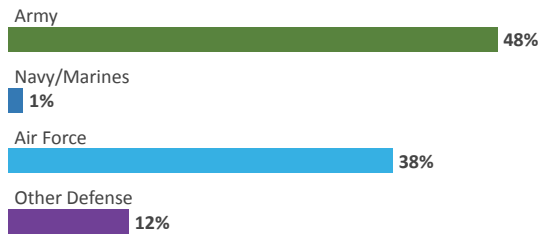
NORTH DAKOTA

DEFENSE CONTRACTS

By Type



By Service



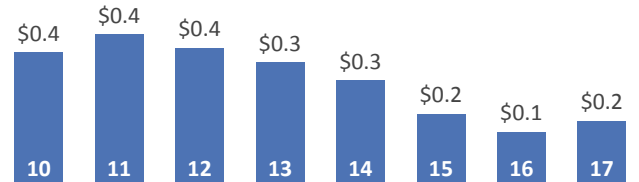
Top Defense Contractors

(M=millions)

United Excel	\$12.4 M
Southwest Concrete Paving	\$12.2 M
Pro-Mark Services	\$11.3 M
Fluor Corp.	\$11.2 M
Dakco Distributors	\$9.6 M
Ames Construction	\$7.9 M
United Crane & Excavation	\$7.3 M
CGH Global	\$3.5 M
US Foods Holding	\$2.8 M
SIA Solutions	\$2.7 M

Contract Awards Performed

(By Fiscal Year, Billions)

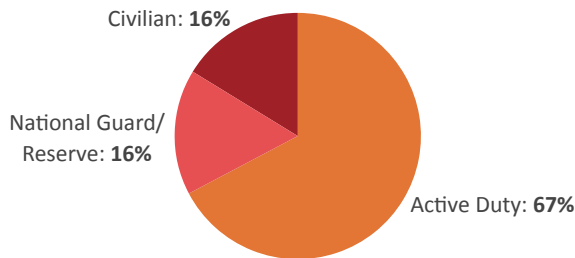


DEFENSE PERSONNEL

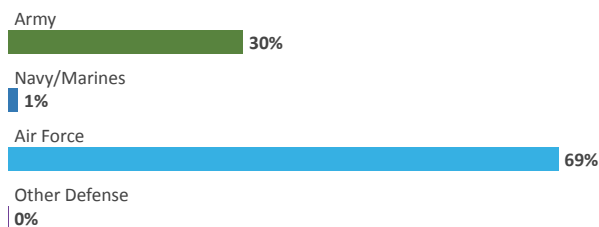
Allocations, By Type

\$588.4 MILLION
TOTAL PAYROLL

10,847
TOTAL PERSONNEL



Allocations, By Service



Top Defense Personnel Locations

County	Total*	Active Duty Military	Civilian
Ward	6,389	5,561	686
Grand Forks	2,165	1,651	356
Cass	1,018	25	301
Burleigh	662	ND	269
Ramsey	201	ND	60
Richland	85	ND	ND
Barnes	59	ND	18
McLean	58	ND	58
Pembina	43	40	ND
Stutsman	39	ND	ND

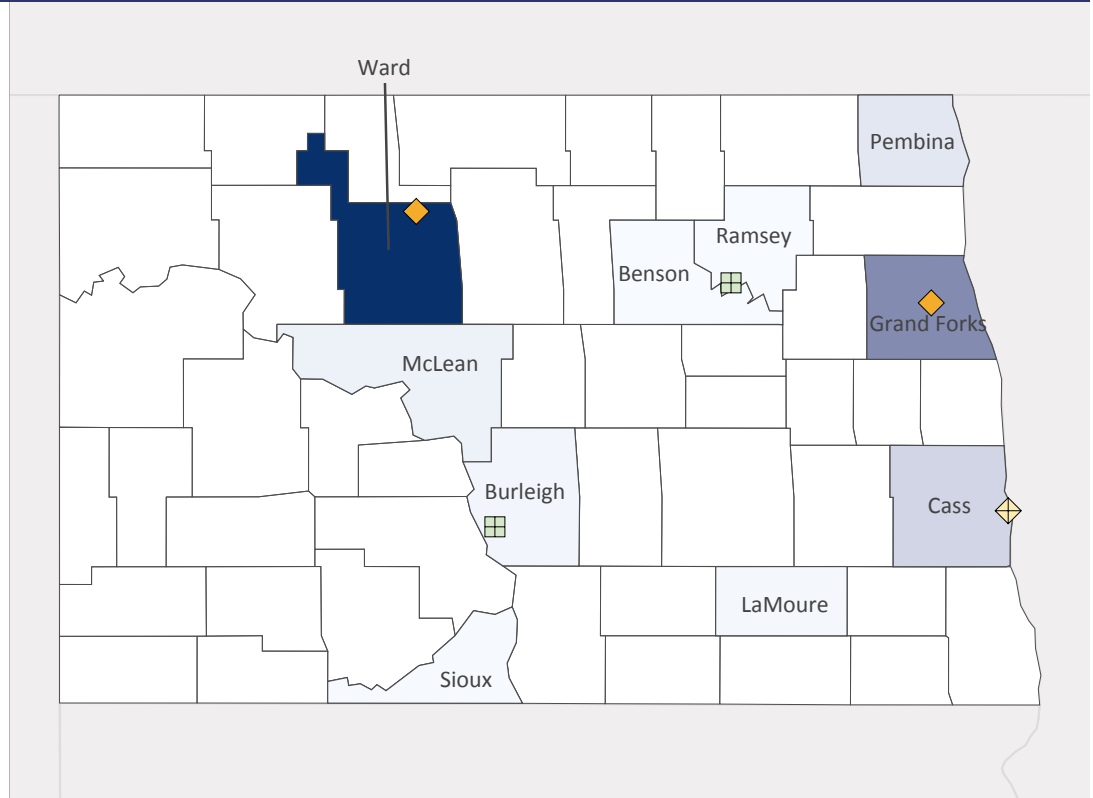
*Total also includes uniformed National Guard and Reserve units.

Data sources: DoD's Defense Manpower Data Center; DoD's Procurement and Acquisition Policy; DoD's Military Installations, Ranges and Training Areas; USASpending.gov; U.S. Bureau of Economic Analysis; U.S. Census Bureau; and Unitedstateszipcodes.org.

#44 \$0.8 B SPENT IN STATE	#30 1.3% OF STATE GDP	0.2% OF TOTAL U.S. DEFENSE SPENDING	\$998 PER RESIDENT	#49 \$0.2 B CONTRACT SPENDING	#36 10,847 NUMBER OF PERSONNEL	#39 \$0.6 B PERSONNEL SPENDING
---	---------------------------------	--	------------------------------	--	---	---

TOP DEFENSE CONTRACT SPENDING LOCATIONS (K=thousands M=millions)

Ward County	\$78.5 M
Grand Forks County	\$40.7 M
Cass County	\$13.7 M
Pembina County	\$7.6 M
McLean County	\$4.2 M
Burleigh County	\$2.5 M
LaMoure County	\$1.7 M
Sioux County	\$976.5 K
Benson County	\$932.9 K
Ramsey County	\$775.5 K



◆ AF Active ◆ AF Guard □ Army Guard

TOP DEFENSE PERSONNEL SPENDING LOCATIONS (M=millions)

Ward County	\$338.6 M
Grand Forks County	\$112.6 M
Cass County	\$58.6 M
Burleigh County	\$47.7 M
Ramsey County	\$12.1 M
McLean County	\$5.1 M
Barnes County	\$2.9 M
Richland County	\$2.3 M
Pembina County	\$2.0 M
Stutsman County	\$1.3 M

