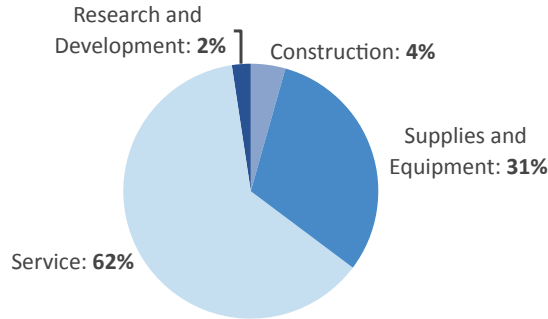


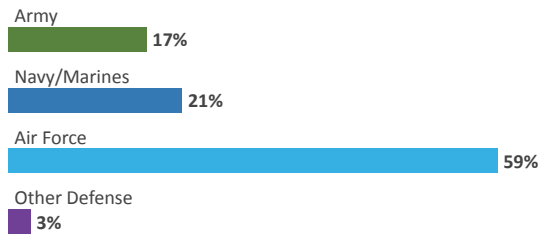
# NEBRASKA

## DEFENSE CONTRACTS

### By Type



### By Service



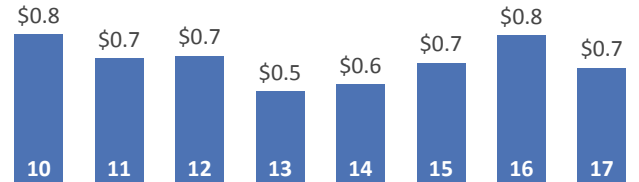
### Top Defense Contractors

(M=millions)

Northrop Grumman	\$74.3 M
Mercom	\$69.1 M
CounterTrade Products	\$38.4 M
BAE Systems	\$26.3 M
Sterling Computers	\$26.1 M
CSRA	\$24.8 M
Hewlett-Packard	\$18.9 M
Raytheon	\$16.1 M
McCallie Associates	\$16.1 M
Hydrogeologic	\$15.8 M

### Contract Awards Performed

(By Fiscal Year, Billions)

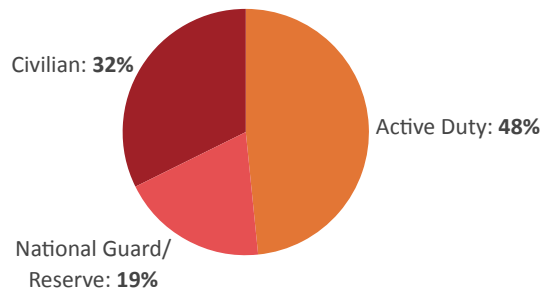


## DEFENSE PERSONNEL

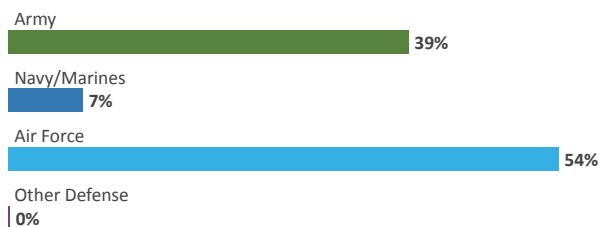
### Allocations, By Type

**\$823.1 MILLION**  
TOTAL PAYROLL

**12,986**  
TOTAL PERSONNEL



### Allocations, By Service



### Top Defense Personnel Locations

County	Total*	Active Duty Military	Civilian
Sarpy	9,032	6,146	2,623
Lancaster	1,481	41	500
Douglas	1,355	86	872
Saunders	198	ND	36
Hall	141	ND	34
Adams	100	ND	21
Dodge	88	ND	ND
Buffalo	86	ND	ND
Platte	76	ND	ND
Gage	75	ND	ND

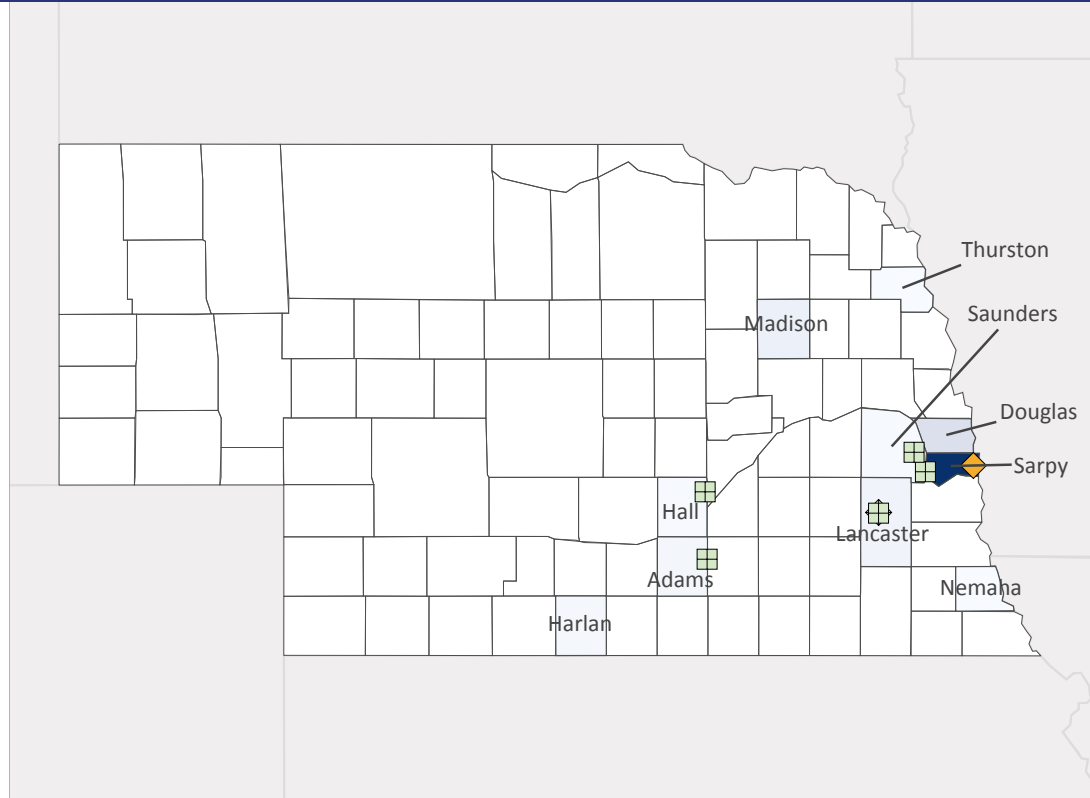
\*Total also includes uniformed National Guard and Reserve units.

Data sources: DoD's Defense Manpower Data Center; DoD's Procurement and Acquisition Policy; DoD's Military Installations, Ranges and Training Areas; USASpending.gov; U.S. Bureau of Economic Analysis; U.S. Census Bureau; and Unitedstateszipcodes.org.

#40 \$1.5 B SPENT IN STATE	#35 1.2% OF STATE GDP	0.4% OF TOTAL U.S. DEFENSE SPENDING	\$770 PER RESIDENT	#41 \$0.7 B CONTRACT SPENDING	#34 12,986 NUMBER OF PERSONNEL	#34 \$0.8 B PERSONNEL SPENDING
----------------------------------	--------------------------	---	-----------------------	-------------------------------------	--------------------------------------	--------------------------------------

TOP DEFENSE CONTRACT SPENDING LOCATIONS (M=millions)

Sarpy County	\$503.6 M
Douglas County	\$62.8 M
Madison County	\$26.9 M
Lancaster County	\$17.8 M
Adams County	\$12.1 M
Harlan County	\$9.7 M
Saunders County	\$5.9 M
Hall County	\$4.5 M
Thurston County	\$3.7 M
Nemaha County	\$3.0 M



◆ AF Active    
 ◆ AF Guard    
 ■ Army Guard

TOP DEFENSE PERSONNEL SPENDING LOCATIONS (M=millions)

Sarpy County	\$589.0 M
Douglas County	\$95.3 M
Lancaster County	\$92.7 M
Saunders County	\$11.3 M
Hall County	\$6.8 M
Cedar County	\$4.1 M
Dodge County	\$3.3 M
Adams County	\$3.3 M
Buffalo County	\$3.3 M
Platte County	\$2.6 M

