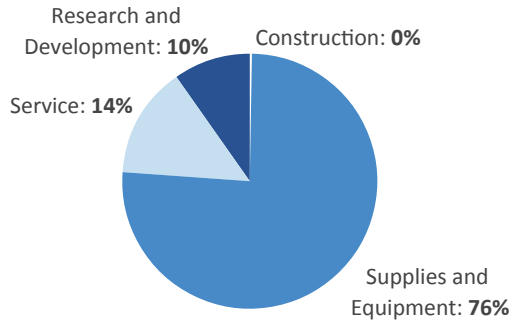


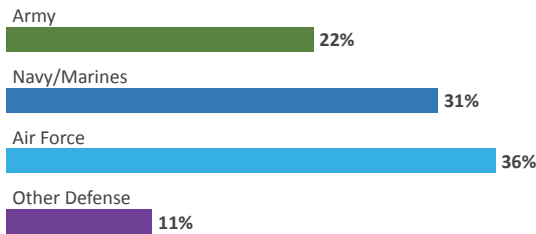
NEW HAMPSHIRE

DEFENSE CONTRACTS

By Type



By Service



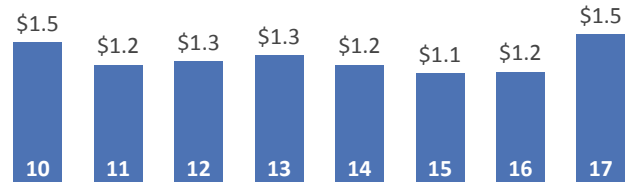
Top Defense Contractors

(M=millions)

BAE Systems	\$905.3 M
Red River Computer Company	\$74.7 M
L3 Technologies	\$72.0 M
Elbit Systems	\$21.9 M
Optics 1	\$18.4 M
Creare	\$17.4 M
Rockwell Collins-ESA Vision Systems	\$14.6 M
Windmill Intl (AQYR)	\$14.3 M
Cutter Enterprises	\$13.0 M
Timken	\$12.0 M

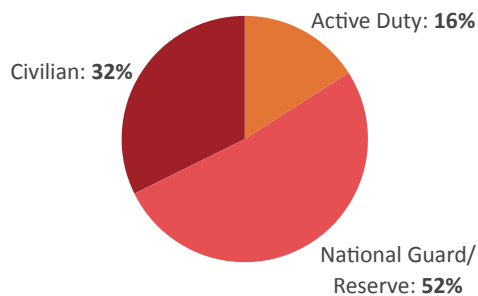
Contract Awards Performed

(By Fiscal Year, Billions)



DEFENSE PERSONNEL

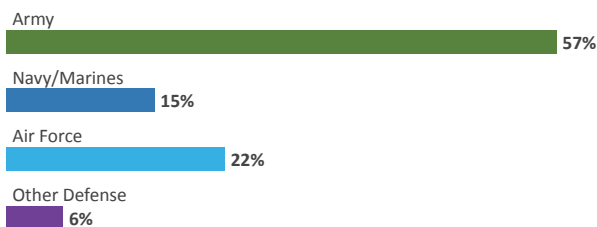
Allocations, By Type



\$212.1 MILLION
TOTAL PAYROLL

3,169
TOTAL PERSONNEL

Allocations, By Service



Top Defense Personnel Locations

County	Total*	Active Duty Military	Civilian
Rockingham	1,770	423	400
Hillsborough	466	53	181
Merrimack	446	ND	199
Grafton	305	ND	221
Strafford	119	15	14
Cheshire	36	ND	ND
Coos	20	ND	ND
Belknap	ND	ND	ND
Carroll	ND	ND	ND

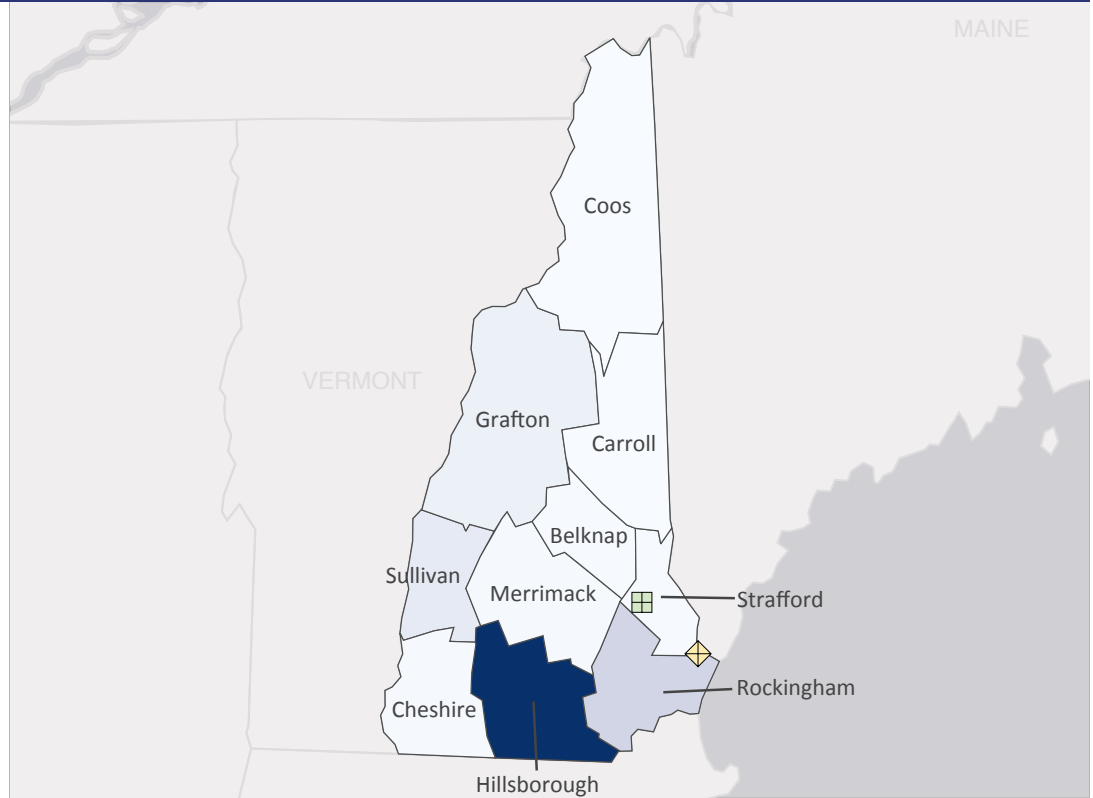
*Total also includes uniformed National Guard and Reserve units.

Data sources: DoD's Defense Manpower Data Center; DoD's Procurement and Acquisition Policy; DoD's Military Installations, Ranges and Training Areas; USASpending.gov; U.S. Bureau of Economic Analysis; U.S. Census Bureau; and Unitedstateszipcodes.org.

#39 \$1.8 B SPENT IN STATE	#20 2.1% OF STATE GDP	0.4% OF TOTAL U.S. DEFENSE SPENDING	\$1,308 PER RESIDENT	#33 \$1.5 B CONTRACT SPENDING	#50 3,169 NUMBER OF PERSONNEL	#50 \$0.2 B PERSONNEL SPENDING
---	---------------------------------	--	--------------------------------	--	--	---

TOP DEFENSE CONTRACT SPENDING LOCATIONS (K=thousands M=millions B=billions)

Hillsborough County	\$1.0 B
Rockingham County	\$173.2 M
Sullivan County	\$76.3 M
Grafton County	\$50.6 M
Merrimack County	\$9.5 M
Cheshire County	\$7.6 M
Belknap County	\$6.5 M
Strafford County	\$4.2 M
Coos County	\$622.1 K
Carroll County	\$5.6 K



◆ AF Guard □ Army Guard

TOP DEFENSE PERSONNEL SPENDING LOCATIONS (K=thousands M=millions)

Rockingham County	\$114.9 M
Merrimack County	\$35.3 M
Hillsborough County	\$30.2 M
Grafton County	\$20.6 M
Strafford County	\$8.5 M
Cheshire County	\$1.2 M
Coos County	\$720.8 K
Belknap County	\$243.2 K
Carroll County	\$41.1 K

