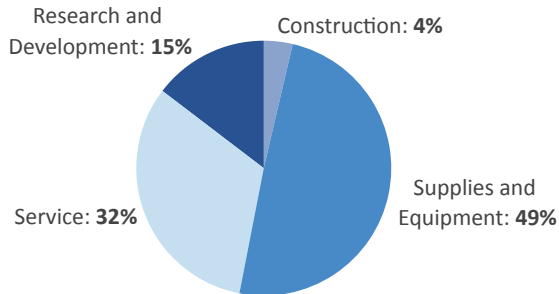


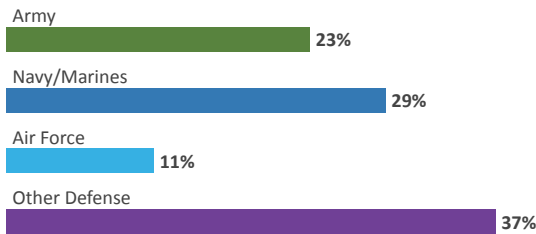
NEW JERSEY

DEFENSE CONTRACTS

By Type



By Service



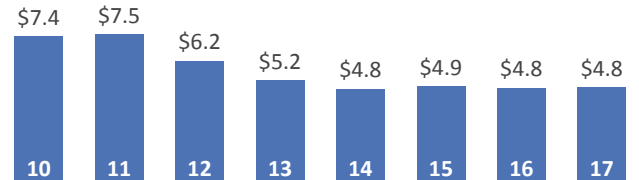
Top Defense Contractors

(M=millions B=billions)

Lockheed Martin	\$1.6 B
SAIC	\$485.5 M
MetLife	\$264.9 M
Harris	\$226.5 M
PAE	\$115.3 M
Great Lakes Dredge and Dock	\$92.9 M
Data Systems Analysts	\$83.1 M
TransDigm Group	\$70.6 M
Triman Industries	\$67.4 M
BAE Systems	\$59.2 M

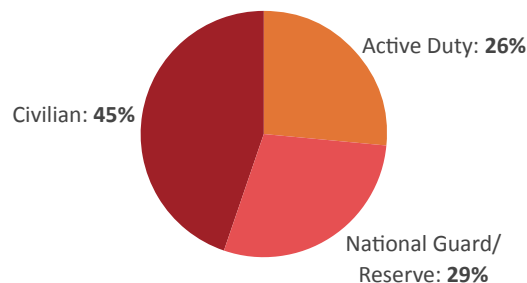
Contract Awards Performed

(By Fiscal Year, Billions)

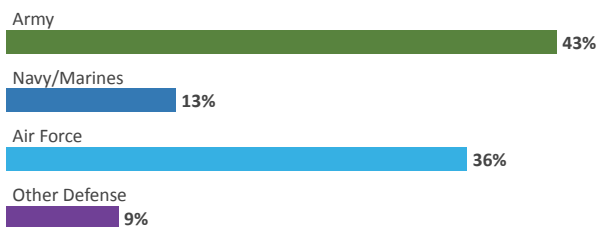


DEFENSE PERSONNEL

Allocations, By Type



Allocations, By Service



\$1.7 BILLION
TOTAL PAYROLL

22,958
TOTAL PERSONNEL

Top Defense Personnel Locations

County	Total*	Active Duty Military	Civilian
Burlington	11,189	5,194	2,695
Morris	4,758	126	4,239
Ocean	2,716	277	2,181
Monmouth	1,022	255	320
Atlantic	850	ND	319
Hudson	344	ND	86
Camden	313	40	83
Middlesex	263	32	28
Bergen	260	ND	30
Essex	236	66	29

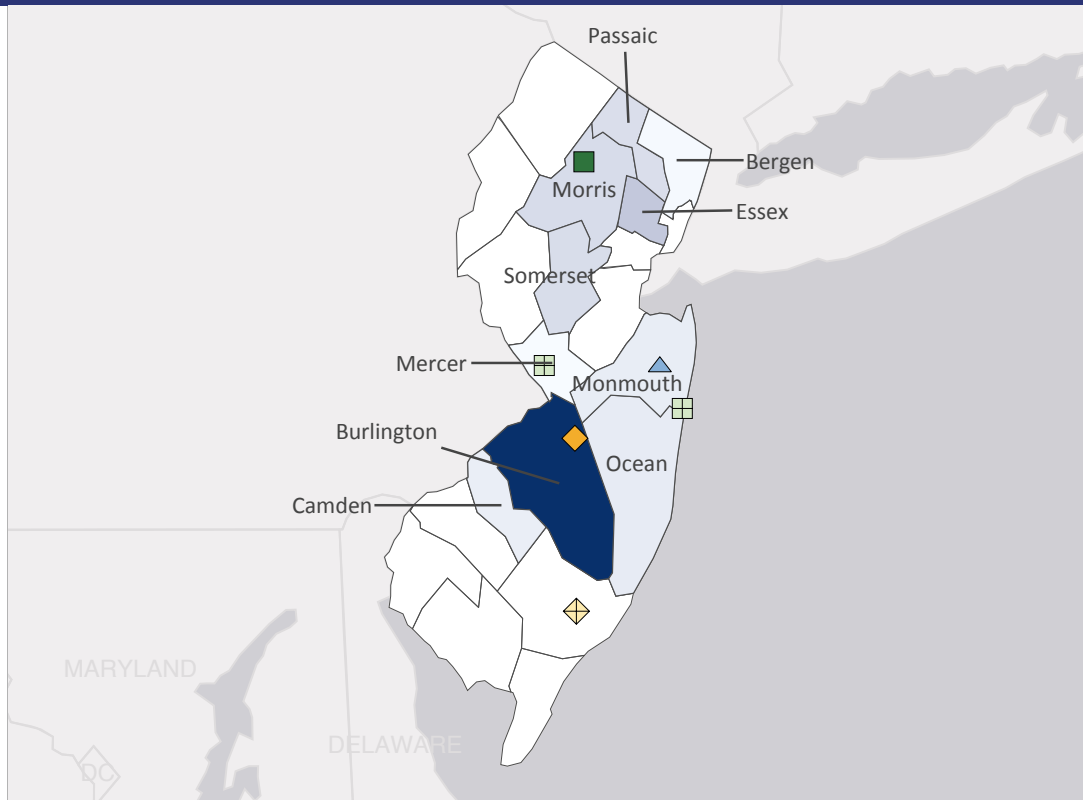
*Total also includes uniformed National Guard and Reserve units.

Data sources: DoD's Defense Manpower Data Center; DoD's Procurement and Acquisition Policy; DoD's Military Installations, Ranges and Training Areas; USASpending.gov; U.S. Bureau of Economic Analysis; U.S. Census Bureau; and Unitedstateszipcodes.org.

#20 \$6.5 B SPENT IN STATE	#37 1.1% OF STATE GDP	1.6% OF TOTAL U.S. DEFENSE SPENDING	\$727 PER RESIDENT	#18 \$4.8 B CONTRACT SPENDING	#27 22,958 NUMBER OF PERSONNEL	#22 \$1.7 B PERSONNEL SPENDING
---	---------------------------------	--	------------------------------	--	---	---

TOP DEFENSE CONTRACT SPENDING LOCATIONS (M=millions B=billions)

Burlington County	\$2.0 B
Essex County	\$552.0 M
Morris County	\$380.9 M
Somerset County	\$370.9 M
Passaic County	\$358.1 M
Ocean County	\$246.5 M
Monmouth County	\$236.6 M
Camden County	\$224.9 M
Bergen County	\$130.6 M
Mercer County	\$116.3 M



◆ AF Active
 ◆ AF Guard
 ■ Army Active
 ■ Army Guard
 ▲ Navy Active

TOP DEFENSE PERSONNEL SPENDING LOCATIONS (M=millions)

Burlington County	\$732.6 M
Morris County	\$490.4 M
Ocean County	\$242.9 M
Monmouth County	\$67.2 M
Atlantic County	\$54.7 M
Camden County	\$16.0 M
Mercer County	\$15.2 M
Hudson County	\$13.7 M
Essex County	\$11.7 M
Middlesex County	\$11.6 M

