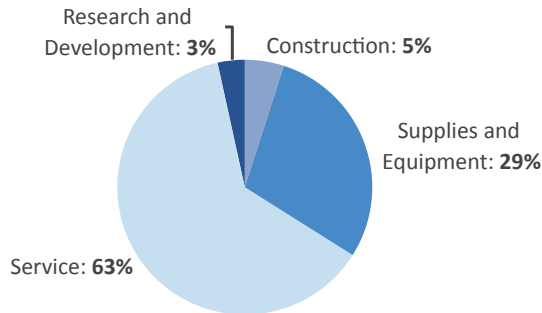


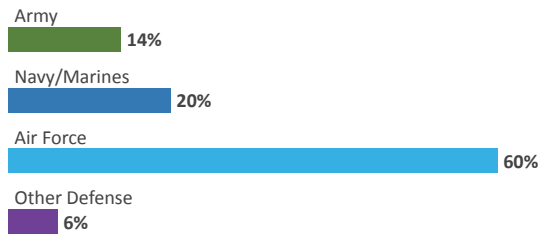
# NEVADA

## DEFENSE CONTRACTS

### By Type



### By Service



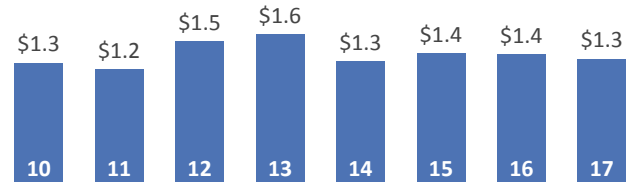
### Top Defense Contractors

(M=millions)

Sierra Nevada Corp.	\$773.7 M
M1 Support Services	\$92.8 M
AECOM	\$88.1 M
Day & Zimmermann Group	\$58.4 M
CDW Government	\$39.1 M
Cerberus Capital Management	\$35.3 M
BATTLESPACE Flight Services	\$23.6 M
Nova Group	\$20.8 M
Chugach Alaska Corp.	\$20.5 M
Pave Tech	\$18.6 M

### Contract Awards Performed

(By Fiscal Year, Billions)

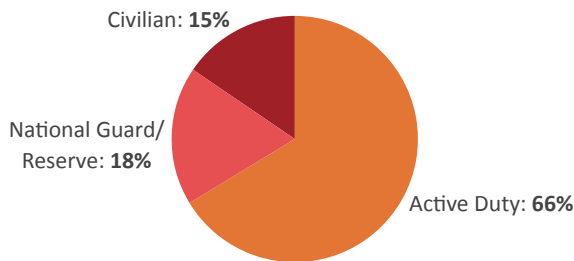


## DEFENSE PERSONNEL

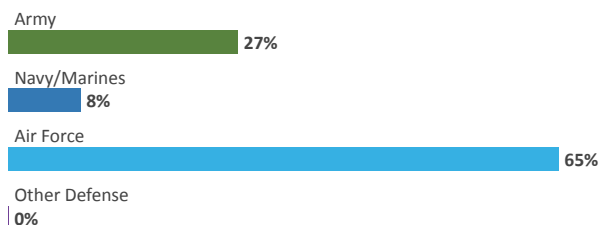
### Allocations, By Type

**\$939.2 MILLION**  
TOTAL PAYROLL

**16,425**  
TOTAL PERSONNEL



### Allocations, By Service



### Top Defense Personnel Locations

County	Total*	Active Duty Military	Civilian
Clark	13,553	9,913	1,637
Churchill	1,239	883	299
Washoe	1,170	53	361
Carson City	341	ND	189
Mineral	50	ND	49
White Pine	20	ND	ND
Elko	ND	ND	ND
Lyon	ND	ND	ND
Storey	ND	ND	ND
Pershing	ND	ND	ND

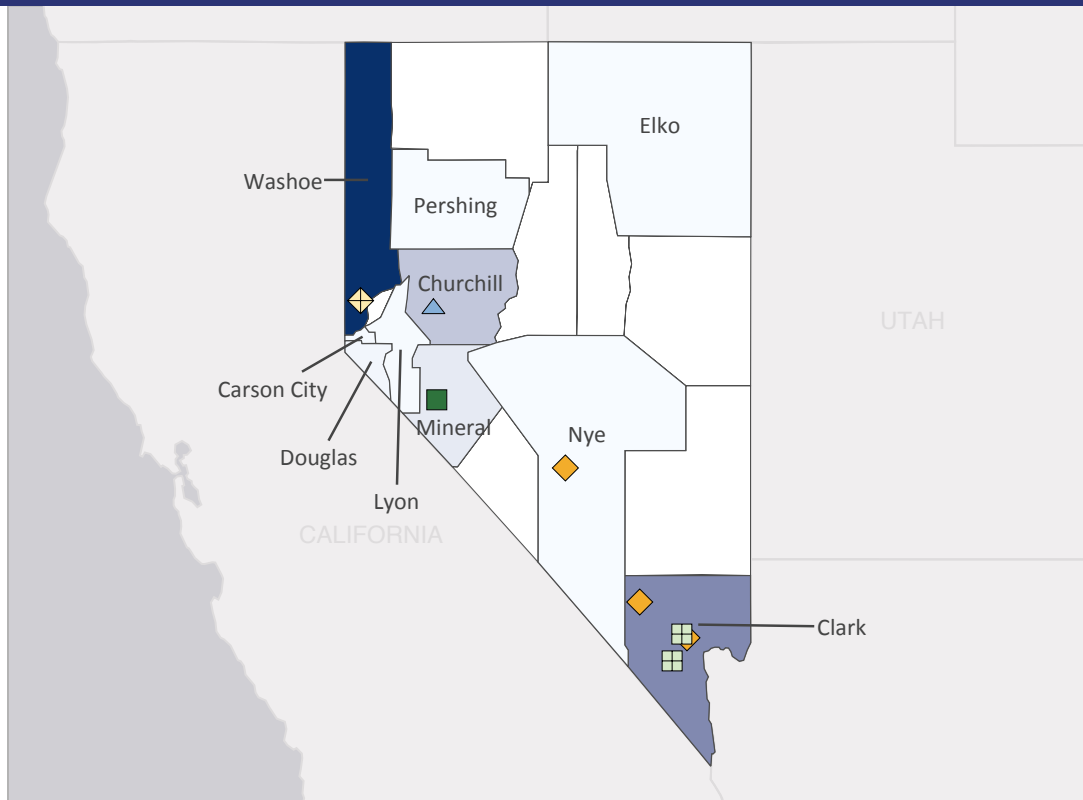
\*Total also includes uniformed National Guard and Reserve units.

Data sources: DoD's Defense Manpower Data Center; DoD's Procurement and Acquisition Policy; DoD's Military Installations, Ranges and Training Areas; USASpending.gov; U.S. Bureau of Economic Analysis; U.S. Census Bureau; and Unitedstateszipcodes.org.

<b>#37</b> \$2.3 B SPENT IN STATE	<b>#29</b> 1.4% OF STATE GDP	<b>0.6%</b> OF TOTAL U.S. DEFENSE SPENDING	<b>\$751</b> PER RESIDENT	<b>#36</b> \$1.3 B CONTRACT SPENDING	<b>#31</b> 16,425 NUMBER OF PERSONNEL	<b>#32</b> \$0.9 B PERSONNEL SPENDING
---	---------------------------------	--	------------------------------	--	---	---

**TOP DEFENSE CONTRACT SPENDING LOCATIONS** (K=thousands M=millions)

Washoe County	\$821.9 M
Clark County	\$430.7 M
Churchill County	\$191.3 M
Mineral County	\$62.4 M
Douglas County	\$17.8 M
Carson City NA	\$5.4 M
Lyon County	\$4.9 M
Elko County	\$1.0 M
Nye County	\$396.0 K
Pershing County	\$34.2 K



◆ AF Active   
 ◆ AF Guard   
 ■ Army Active   
 ■ Army Guard   
 ▲ Navy Active

**TOP DEFENSE PERSONNEL SPENDING LOCATIONS** (K=thousands M=millions)

Clark County	\$753.9 M
Churchill County	\$79.8 M
Washoe County	\$70.8 M
Carson City NA	\$27.3 M
Mineral County	\$3.6 M
Storey County	\$601.0 K
White Pine County	\$283.1 K
Douglas County	\$280.0 K
Elko County	\$258.0 K
Lyon County	\$249.0 K

