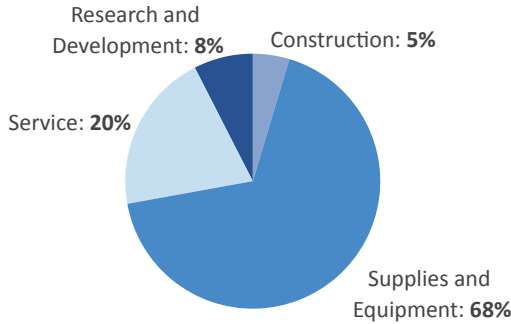


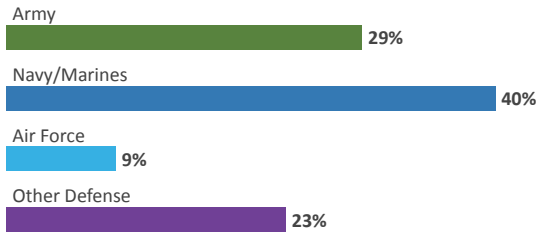
# NEW YORK

## DEFENSE CONTRACTS

### By Type



### By Service



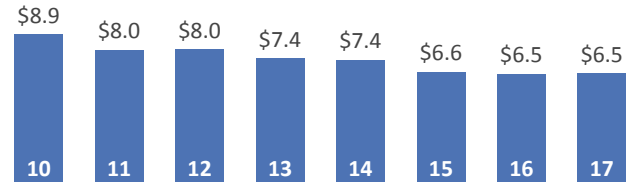
### Top Defense Contractors

(M=millions B=billions)

Lockheed Martin	\$1.4 B
Harris	\$701.9 M
Northrop Grumman	\$700.8 M
BAE Systems	\$258.7 M
Interpublic Group of Companies	\$201.8 M
SRC	\$123.3 M
Moog	\$103.1 M
St Vincent's Catholic Medical Centers of NY	\$102.6 M
Assured Information Security	\$98.9 M
Bechtel Group	\$85.3 M

### Contract Awards Performed

(By Fiscal Year, Billions)

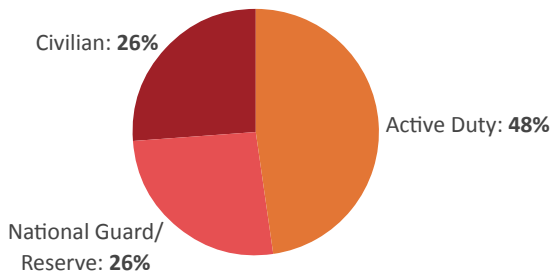


## DEFENSE PERSONNEL

### Allocations, By Type

**\$2.6 BILLION**  
TOTAL PAYROLL

**42,594**  
TOTAL PERSONNEL



### Allocations, By Service



### Top Defense Personnel Locations

County	Total*	Active Duty Military	Civilian
Jefferson	17,238	15,127	1,964
Orange	5,208	1,778	2,513
Oneida	2,156	58	1,738
Saratoga	1,869	1,803	66
Albany	1,780	226	1,160
Niagara	1,546	12	519
Onondaga	1,465	118	506
Nassau	1,369	391	274
Kings	1,130	184	350
Queens	1,115	74	97

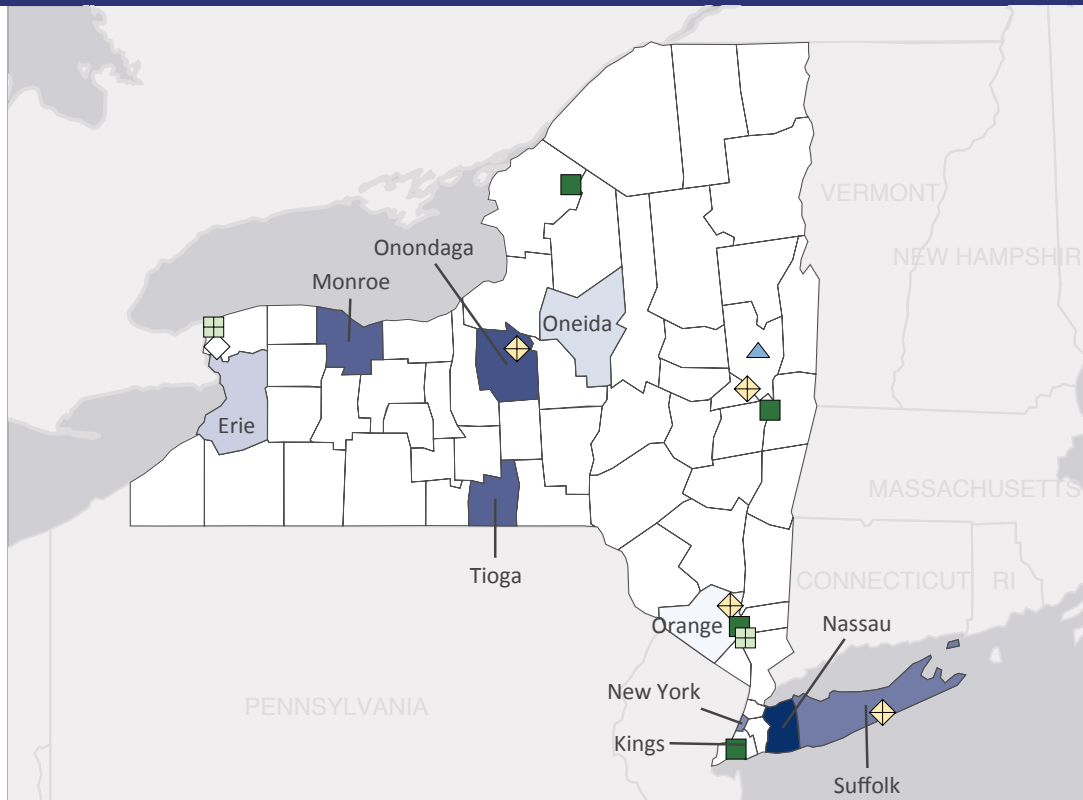
\*Total also includes uniformed National Guard and Reserve units.

Data sources: DoD's Defense Manpower Data Center; DoD's Procurement and Acquisition Policy; DoD's Military Installations, Ranges and Training Areas; USASpending.gov; U.S. Bureau of Economic Analysis; U.S. Census Bureau; and Unitedstateszipcodes.org.

<b>#14</b> \$9.2 B SPENT IN STATE	<b>#50</b> 0.6% OF STATE GDP	<b>2.3%</b> OF TOTAL U.S. DEFENSE SPENDING	<b>\$462</b> PER RESIDENT	<b>#14</b> \$6.5 B CONTRACT SPENDING	<b>#16</b> 42,594 NUMBER OF PERSONNEL	<b>#17</b> \$2.6 B PERSONNEL SPENDING
---	---------------------------------	--	------------------------------	--	---	---

**TOP DEFENSE CONTRACT SPENDING LOCATIONS** (M=millions)

- Nassau County  
\$932.3 M
- Onondaga County  
\$769.7 M
- Monroe County  
\$710.6 M
- Tioga County  
\$709.9 M
- Suffolk County  
\$605.4 M
- New York County  
\$534.3 M
- Erie County  
\$291.3 M
- Oneida County  
\$235.5 M
- Orange County  
\$146.0 M
- Kings County  
\$136.4 M



◆ AF Guard   
 ◇ AF Reserve   
 ■ Army Active   
 ■ Army Guard   
 ▲ Navy Active

**TOP DEFENSE PERSONNEL SPENDING LOCATIONS** (M=millions)

- Jefferson County  
\$909.3 M
- Orange County  
\$420.7 M
- Oneida County  
\$150.2 M
- Albany County  
\$138.7 M
- Saratoga County  
\$125.3 M
- Onondaga County  
\$94.1 M
- Nassau County  
\$89.0 M
- Schenectady County  
\$82.5 M
- Niagara County  
\$81.1 M
- Kings County  
\$74.4 M

