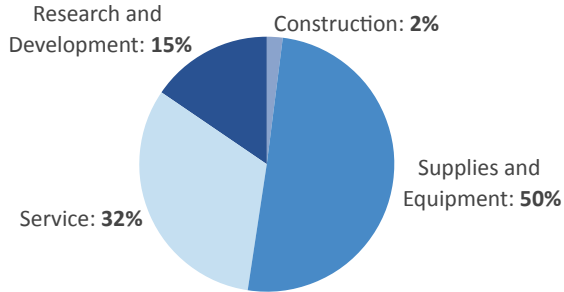


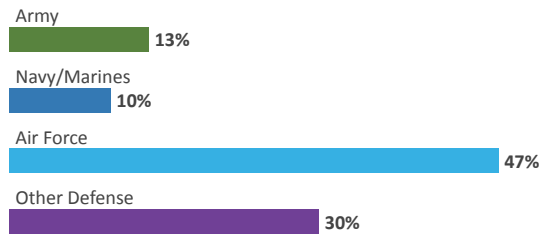
# OHIO

## DEFENSE CONTRACTS

### By Type



### By Service



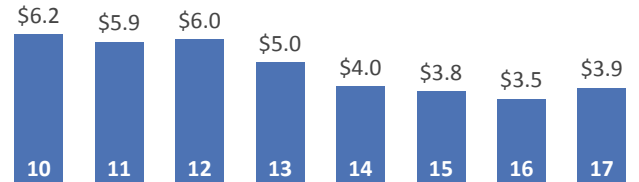
### Top Defense Contractors

(M=millions)

General Electric	\$817.3 M
CFM International	\$133.7 M
Wornick	\$119.6 M
Boeing	\$108.6 M
Battelle Memorial Institute	\$106.7 M
Continental AG	\$90.3 M
L3 Technologies	\$89.6 M
Lockheed Martin	\$69.1 M
Husky Energy	\$58.3 M
United Technologies	\$53.0 M

### Contract Awards Performed

(By Fiscal Year, Billions)

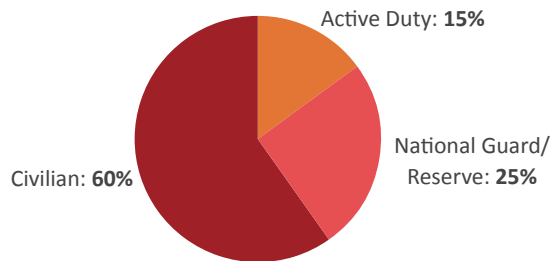


## DEFENSE PERSONNEL

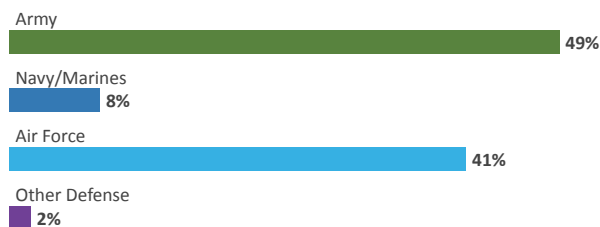
### Allocations, By Type

**\$3.0 BILLION**  
TOTAL PAYROLL

**43,773**  
TOTAL PERSONNEL



### Allocations, By Service



### Top Defense Personnel Locations

County	Total*	Active Duty Military	Civilian
Greene	19,825	5,423	13,393
Franklin	10,052	360	7,210
Cuyahoga	3,169	181	2,719
Hamilton	1,130	132	281
Clark	1,086	ND	404
Trumbull	899	34	60
Richland	882	ND	300
Stark	713	33	21
Summit	666	ND	154
Lucas	598	39	331

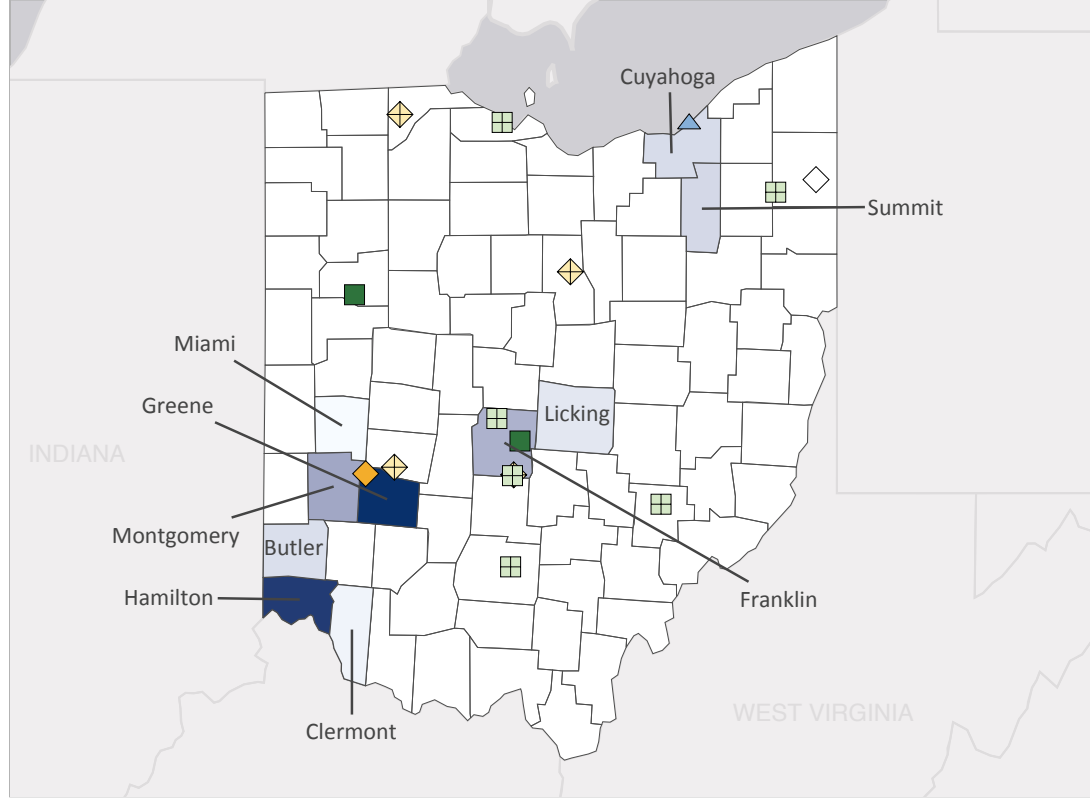
\*Total also includes uniformed National Guard and Reserve units.

Data sources: DoD's Defense Manpower Data Center; DoD's Procurement and Acquisition Policy; DoD's Military Installations, Ranges and Training Areas; USASpending.gov; U.S. Bureau of Economic Analysis; U.S. Census Bureau; and Unitedstateszipcodes.org.

<b>#19</b> \$6.9 B SPENT IN STATE	<b>#38</b> 1.0% OF STATE GDP	<b>1.7%</b> OF TOTAL U.S. DEFENSE SPENDING	<b>\$594</b> PER RESIDENT	<b>#20</b> \$3.9 B CONTRACT SPENDING	<b>#14</b> 43,773 NUMBER OF PERSONNEL	<b>#12</b> \$3.0 B PERSONNEL SPENDING
---	---------------------------------	--	------------------------------	--	---	---

**TOP DEFENSE CONTRACT SPENDING LOCATIONS** (M=millions B=billions)

Greene County	\$1.0 B
Hamilton County	\$984.0 M
Montgomery County	\$432.0 M
Franklin County	\$377.7 M
Summit County	\$205.3 M
Cuyahoga County	\$190.6 M
Butler County	\$176.5 M
Licking County	\$139.8 M
Clermont County	\$81.2 M
Miami County	\$52.2 M



◆ AF Active   
 ◇ AF Guard   
 ◇ AF Reserve   
 ■ Army Active   
 ▣ Army Guard   
 ▲ Navy Active

**TOP DEFENSE PERSONNEL SPENDING LOCATIONS** (M=millions B=billions)

Greene County	\$1.6 B
Franklin County	\$703.4 M
Cuyahoga County	\$198.0 M
Clark County	\$63.2 M
Hamilton County	\$54.9 M
Richland County	\$41.2 M
Trumbull County	\$36.8 M
Lucas County	\$34.3 M
Summit County	\$29.4 M
Mahoning County	\$25.6 M

