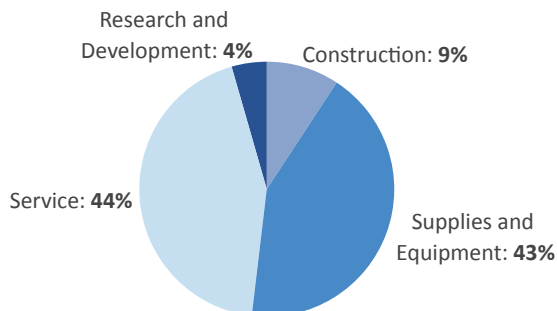


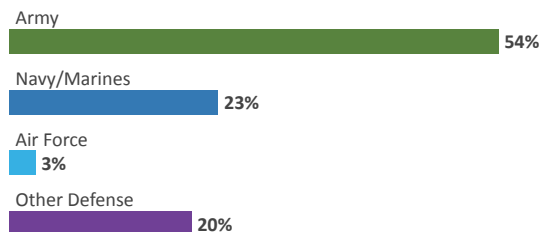
OREGON

DEFENSE CONTRACTS

By Type



By Service



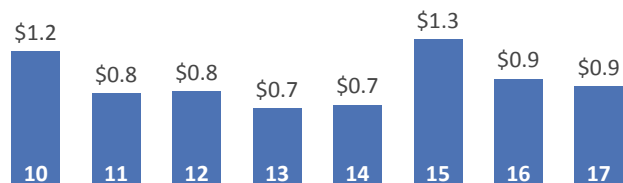
Top Defense Contractors

(M=millions)

AECOM	\$163.8 M
Vigor Industrial	\$162.2 M
EPIC Aviation	\$58.9 M
FLIR Systems	\$30.8 M
Rockwell Collins-ESA Vision Systems	\$19.7 M
Galois	\$17.5 M
Port of Portland	\$15.4 M
Bay West	\$11.3 M
Great Lakes Dredge and Dock	\$10.4 M
A-dec	\$10.1 M

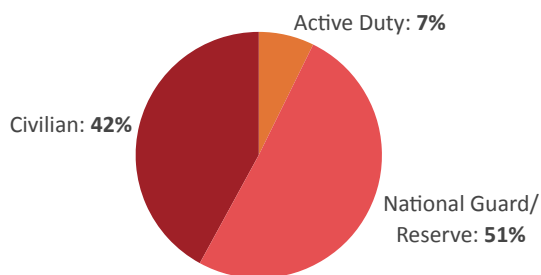
Contract Awards Performed

(By Fiscal Year, Billions)



DEFENSE PERSONNEL

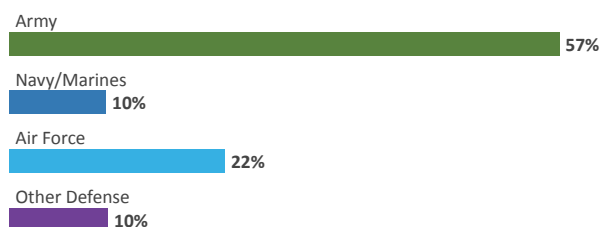
Allocations, By Type



\$457.6 MILLION
TOTAL PAYROLL

7,305
TOTAL PERSONNEL

Allocations, By Service



Top Defense Personnel Locations

County	Total*	Active Duty Military	Civilian
Multnomah	2,769	245	1,511
Klamath	848	103	346
Marion	787	15	262
Clackamas	651	31	189
Lane	441	58	132
Umatilla	306	ND	166
Clatsop	181	ND	60
Jackson	166	ND	39
Wasco	166	ND	125
Sherman	125	ND	125

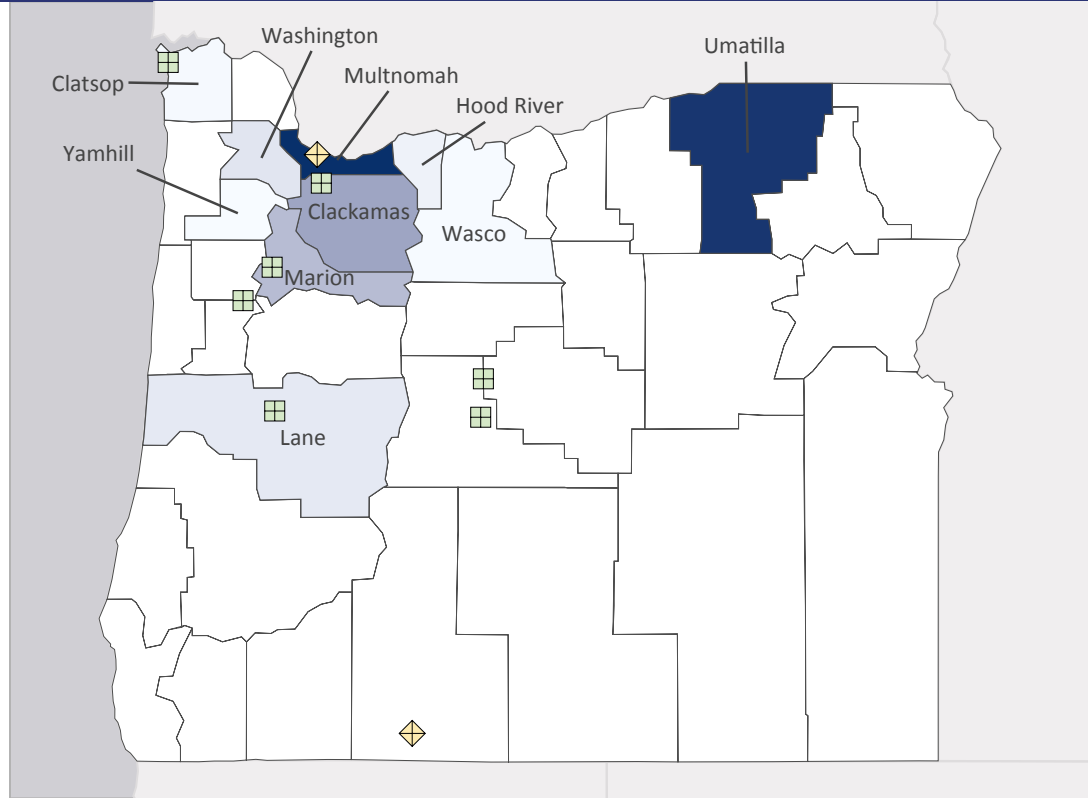
*Total also includes uniformed National Guard and Reserve units.

Data sources: DoD's Defense Manpower Data Center; DoD's Procurement and Acquisition Policy; DoD's Military Installations, Ranges and Training Areas; USASpending.gov; U.S. Bureau of Economic Analysis; U.S. Census Bureau; and Unitedstateszipcodes.org.

#42 \$1.3 B SPENT IN STATE	#51 0.5% OF STATE GDP	0.3% OF TOTAL U.S. DEFENSE SPENDING	\$318 PER RESIDENT	#40 \$0.9 B CONTRACT SPENDING	#42 7,305 NUMBER OF PERSONNEL	#42 \$0.5 B PERSONNEL SPENDING
----------------------------------	--------------------------	---	-----------------------	-------------------------------------	-------------------------------------	--------------------------------------

TOP DEFENSE CONTRACT SPENDING LOCATIONS (M=millions)

Multnomah County	\$206.5 M
Umatilla County	\$199.9 M
Clackamas County	\$89.7 M
Marion County	\$68.9 M
Washington County	\$32.9 M
Lane County	\$29.3 M
Hood River County	\$22.2 M
Clatsop County	\$16.1 M
Wasco County	\$15.1 M
Yamhill County	\$14.5 M



◆ AF Guard □ Army Guard

TOP DEFENSE PERSONNEL SPENDING LOCATIONS (M=millions)

Multnomah County	\$201.0 M
Marion County	\$59.9 M
Klamath County	\$50.6 M
Clackamas County	\$32.3 M
Lane County	\$23.7 M
Umatilla County	\$18.4 M
Wasco County	\$12.7 M
Sherman County	\$11.1 M
Clatsop County	\$7.7 M
Jackson County	\$6.9 M

