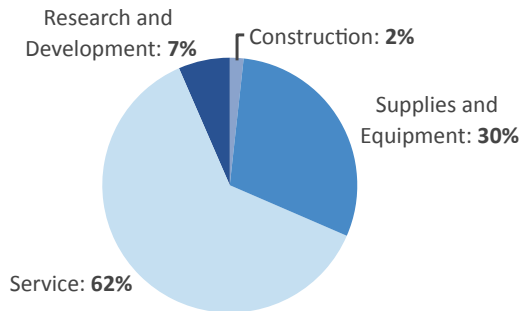


# RHODE ISLAND

## DEFENSE CONTRACTS

### By Type



### By Service



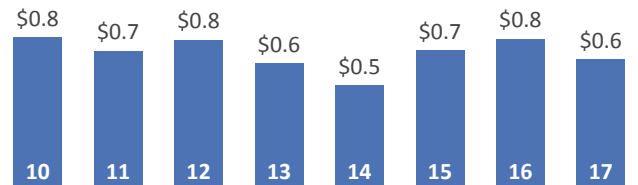
### Top Defense Contractors

(M=millions)

Raytheon	\$160.8 M
Systems Engineering Associates	\$53.7 M
McLaughlin Research Corp.	\$24.3 M
SAIC	\$22.1 M
Mikel	\$19.6 M
Northrop Grumman	\$18.0 M
Nutmeg Companies	\$17.1 M
Tetra Tech	\$16.3 M
Rite-Solutions	\$14.5 M
BAE Systems	\$14.0 M

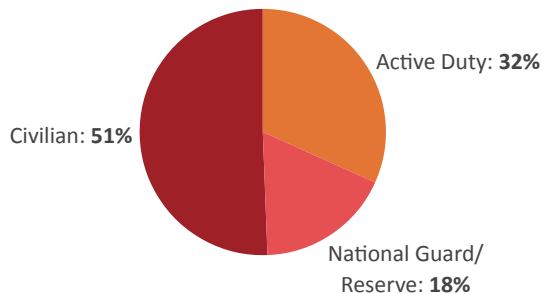
### Contract Awards Performed

(By Fiscal Year, Billions)



## DEFENSE PERSONNEL

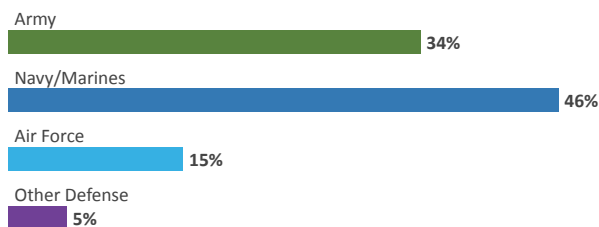
### Allocations, By Type



**\$790.3 MILLION**  
TOTAL PAYROLL

**9,625**  
TOTAL PERSONNEL

### Allocations, By Service



### Top Defense Personnel Locations

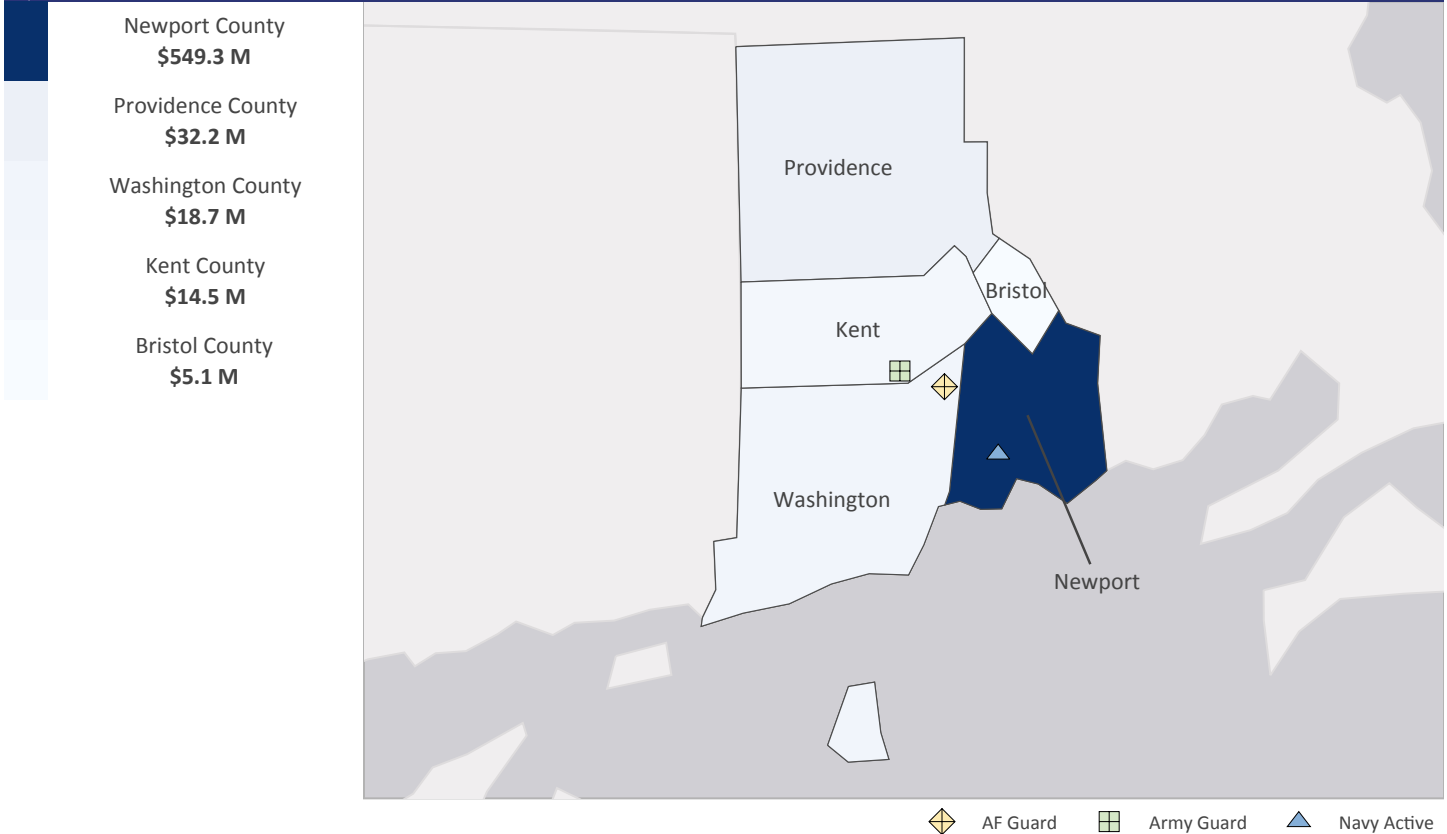
County	Total*	Active Duty Military	Civilian
Newport	7,325	2,572	4,350
Washington	801	ND	268
Providence	601	110	186
Kent	486	34	63
Bristol	80	ND	ND

\*Total also includes uniformed National Guard and Reserve units.

Data sources: DoD's Defense Manpower Data Center; DoD's Procurement and Acquisition Policy; DoD's Military Installations, Ranges and Training Areas; USASpending.gov; U.S. Bureau of Economic Analysis; U.S. Census Bureau; and Unitedstateszipcodes.org.

<b>#41</b> \$1.4 B SPENT IN STATE	<b>#16</b> 2.4% OF STATE GDP	<b>0.4%</b> OF TOTAL U.S. DEFENSE SPENDING	<b>\$1,358</b> PER RESIDENT	<b>#42</b> \$0.6 B CONTRACT SPENDING	<b>#39</b> 9,625 NUMBER OF PERSONNEL	<b>#35</b> \$0.8 B PERSONNEL SPENDING
---	---------------------------------	--	--------------------------------	--	--	---

**TOP DEFENSE CONTRACT SPENDING LOCATIONS** (M=millions)



**TOP DEFENSE PERSONNEL SPENDING LOCATIONS** (M=millions)

