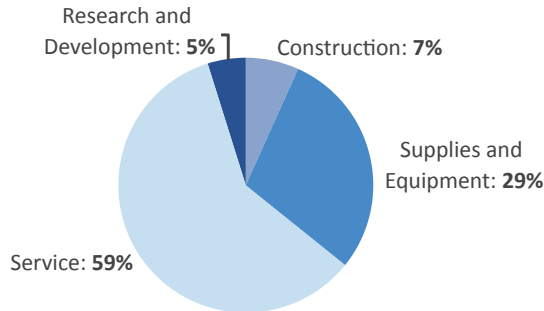


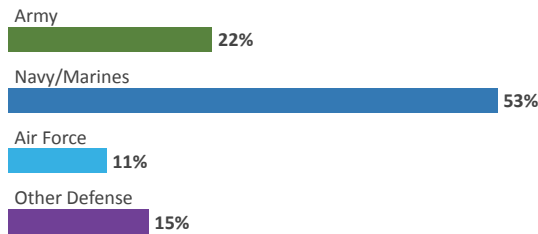
SOUTH CAROLINA

DEFENSE CONTRACTS

By Type



By Service



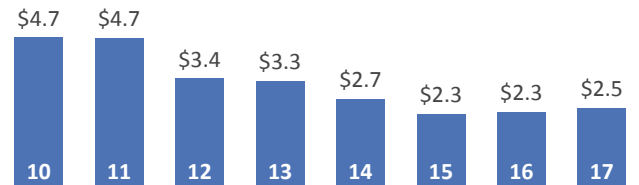
Top Defense Contractors

(M=millions)

SAIC	\$183.5 M
UNAKA Corp.	\$114.8 M
Honeywell	\$89.4 M
Scientific Research Corp.	\$84.6 M
Detyens Shipyards	\$69.7 M
Wespavia SA	\$64.6 M
Mercom	\$62.9 M
CACI	\$62.9 M
KSH Solutions	\$60.1 M
General Dynamics	\$55.2 M

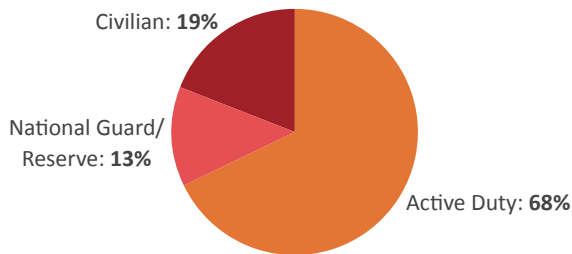
Contract Awards Performed

(By Fiscal Year, Billions)



DEFENSE PERSONNEL

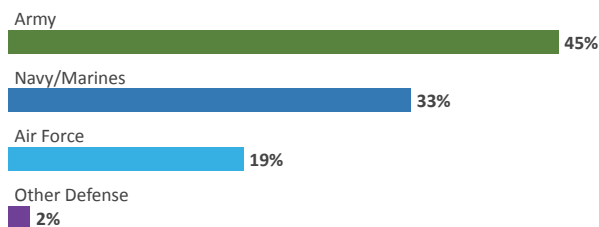
Allocations, By Type



\$2.6 BILLION
TOTAL PAYROLL

54,955
TOTAL PERSONNEL

Allocations, By Service



Top Defense Personnel Locations

County	Total*	Active Duty Military	Civilian
Richland	16,808	11,306	3,386
Beaufort	11,734	10,379	1,246
Charleston	9,623	3,750	4,279
Berkeley	6,338	5,918	353
Sumter	5,816	4,998	698
Greenville	926	50	210
Orangeburg	212	ND	21
Spartanburg	201	ND	ND
York	180	ND	16
Greenwood	169	ND	14

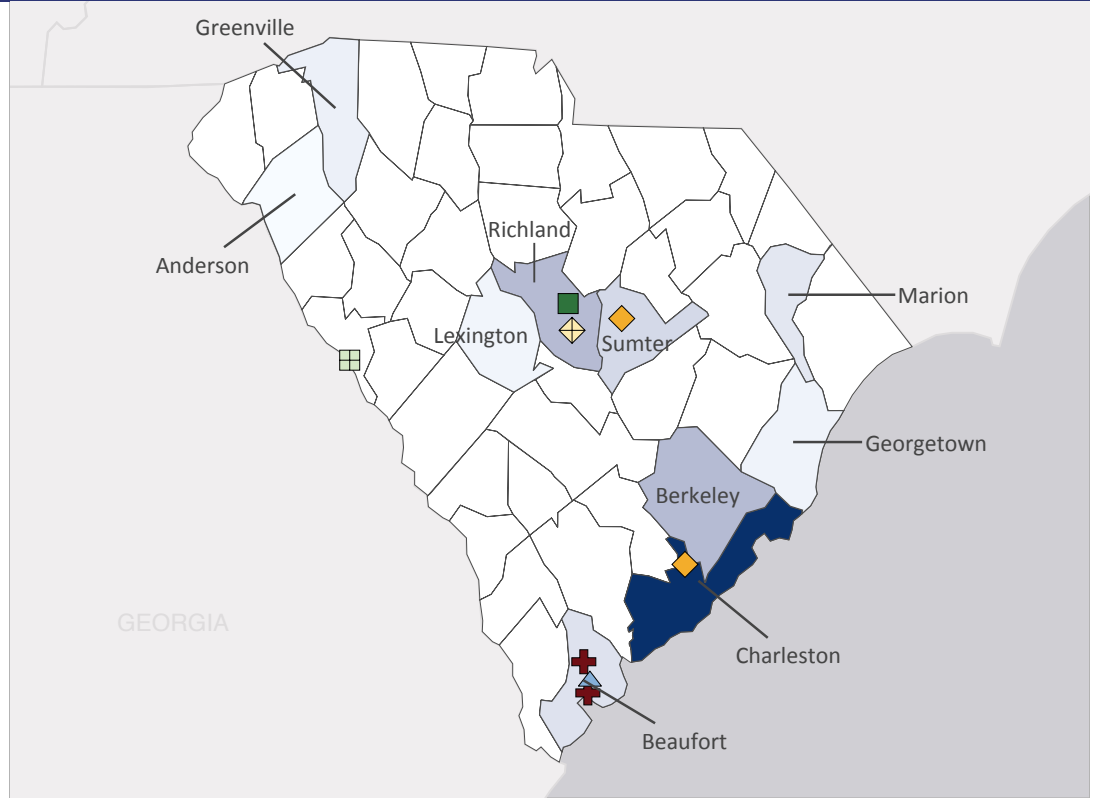
*Total also includes uniformed National Guard and Reserve units.

Data sources: DoD's Defense Manpower Data Center; DoD's Procurement and Acquisition Policy; DoD's Military Installations, Ranges and Training Areas; USASpending.gov; U.S. Bureau of Economic Analysis; U.S. Census Bureau; and Unitedstateszipcodes.org.

#24 \$5.1 B SPENT IN STATE	#19 2.3% OF STATE GDP	1.3% OF TOTAL U.S. DEFENSE SPENDING	\$1,013 PER RESIDENT	#27 \$2.5 B CONTRACT SPENDING	#10 54,955 NUMBER OF PERSONNEL	#16 \$2.6 B PERSONNEL SPENDING
---	---------------------------------	--	--------------------------------	--	---	---

TOP DEFENSE CONTRACT SPENDING LOCATIONS (M=millions B=billions)

Charleston County	\$1.1 B
Berkeley County	\$331.1 M
Richland County	\$329.4 M
Sumter County	\$183.4 M
Beaufort County	\$138.9 M
Marion County	\$114.8 M
Greenville County	\$71.5 M
Georgetown County	\$57.8 M
Lexington County	\$50.7 M
Anderson County	\$20.5 M



◆ AF Active
 ◆ AF Guard
 ■ Army Active
 ■ Army Guard
 + MC Active
 ▲ Navy Active

TOP DEFENSE PERSONNEL SPENDING LOCATIONS (M=millions)

Richland County	\$729.1 M
Charleston County	\$639.8 M
Beaufort County	\$401.3 M
Sumter County	\$354.4 M
Berkeley County	\$330.9 M
Greenville County	\$49.1 M
Spartanburg County	\$9.9 M
Lexington County	\$9.4 M
Anderson County	\$7.2 M
Orangeburg County	\$6.8 M

