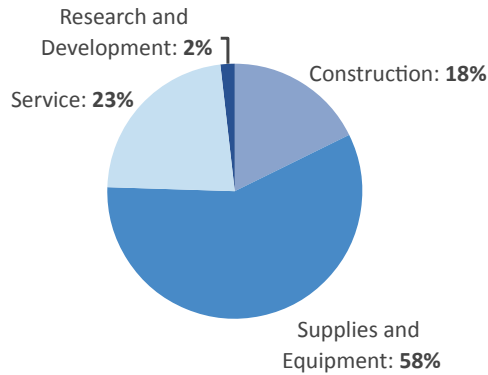


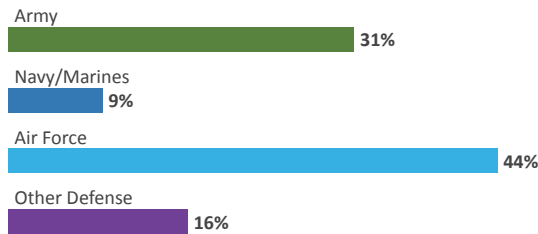
SOUTH DAKOTA

DEFENSE CONTRACTS

By Type



By Service



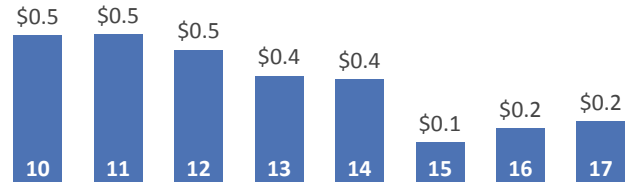
Top Defense Contractors

(M=millions)

Sterling Computers	\$82.0 M
Rosenbauer Beteiligungsverwaltung	\$13.6 M
Interstate Electrical Contractors	\$12.1 M
Dean Kurtz Construction	\$8.0 M
Tetra Tech	\$6.6 M
Hensel Phelps Construction	\$5.0 M
Pro-Mark Services	\$4.1 M
Forest Products Distributors	\$3.6 M
Structural Associates	\$2.6 M
State of South Dakota OASI Division	\$2.6 M

Contract Awards Performed

(By Fiscal Year, Billions)

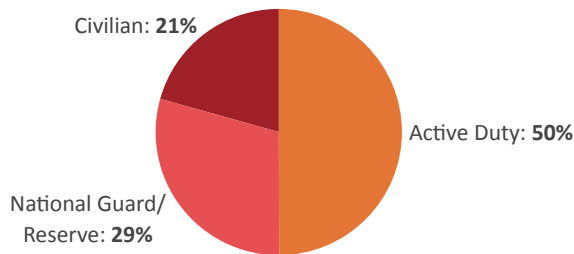


DEFENSE PERSONNEL

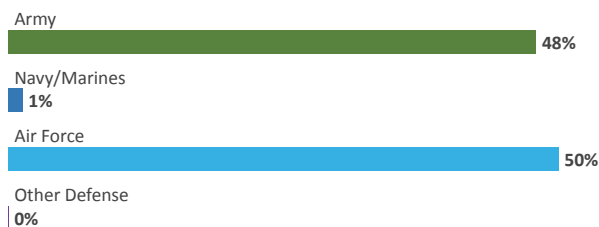
Allocations, By Type

\$338.8 MILLION
TOTAL PAYROLL

6,748
TOTAL PERSONNEL



Allocations, By Service



Top Defense Personnel Locations

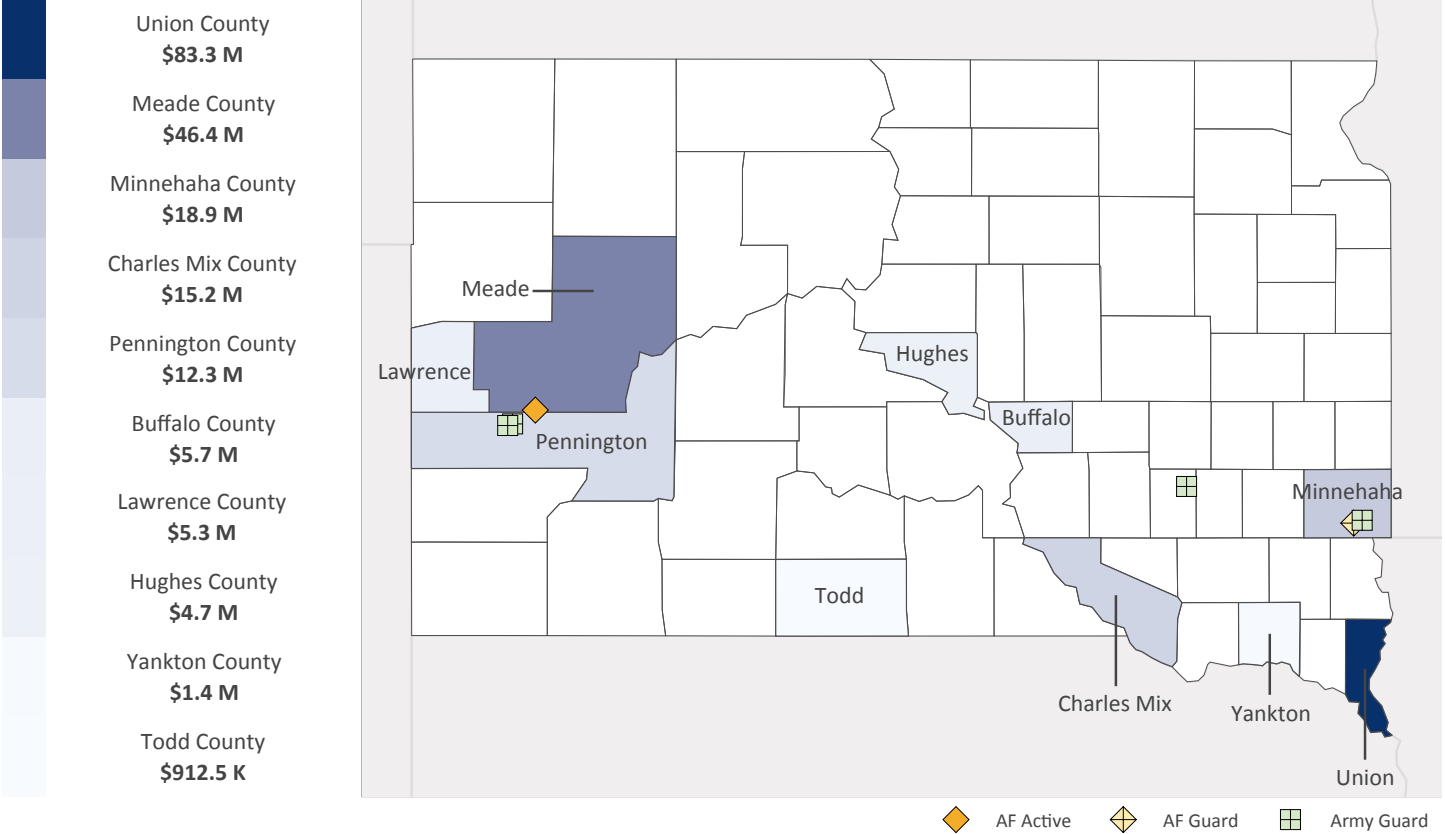
County	Total*	Active Duty Military	Civilian
Meade	3,352	3,282	11
Pennington	1,148	ND	820
Minnehaha	1,109	17	334
Codington	142	ND	ND
Brown	115	ND	ND
Hughes	108	ND	45
Charles Mix	96	ND	43
Davison	95	ND	49
Brookings	72	ND	16
Clay	43	ND	ND

*Total also includes uniformed National Guard and Reserve units.

Data sources: DoD's Defense Manpower Data Center; DoD's Procurement and Acquisition Policy; DoD's Military Installations, Ranges and Training Areas; USASpending.gov; U.S. Bureau of Economic Analysis; U.S. Census Bureau; and Unitedstateszipcodes.org.

#48 \$0.5 B SPENT IN STATE	#36 1.1% OF STATE GDP	0.1% OF TOTAL U.S. DEFENSE SPENDING	\$629 PER RESIDENT	#47 \$0.2 B CONTRACT SPENDING	#45 6,748 NUMBER OF PERSONNEL	#45 \$0.3 B PERSONNEL SPENDING
---	---------------------------------	--	------------------------------	--	--	---

TOP DEFENSE CONTRACT SPENDING LOCATIONS (K=thousands M=millions)



TOP DEFENSE PERSONNEL SPENDING LOCATIONS (M=millions)

