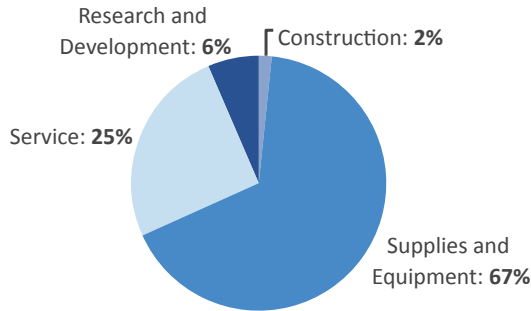


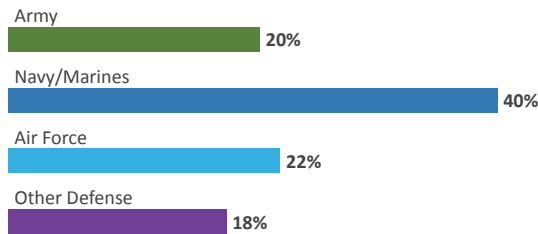
TEXAS

DEFENSE CONTRACTS

By Type



By Service



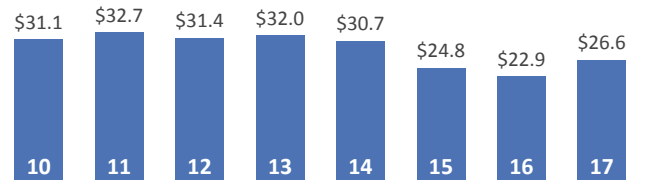
Top Defense Contractors

(M=millions B=billions)

Lockheed Martin	\$13.0 B
L3 Technologies	\$2.4 B
Bell Boeing Joint Project Office	\$1.9 B
Textron	\$839.4 M
Raytheon	\$832.4 M
Royal Dutch Shell	\$722.2 M
Cerberus Capital Management	\$406.3 M
Valero Energy	\$379.8 M
Andeavor	\$365.8 M
Phillips 66	\$249.5 M

Contract Awards Performed

(By Fiscal Year, Billions)

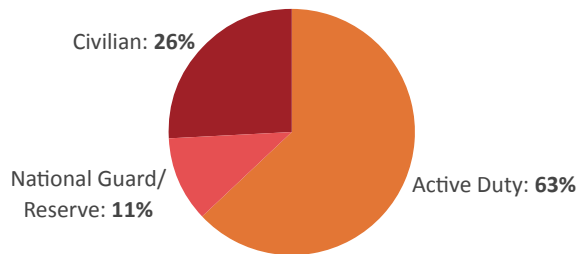


DEFENSE PERSONNEL

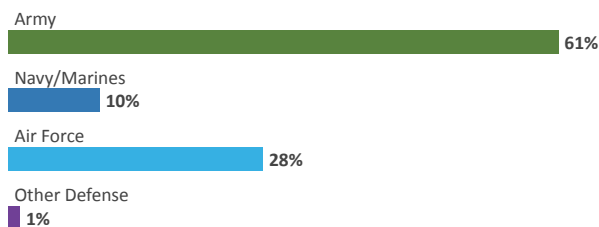
Allocations, By Type

\$10.7 BILLION
TOTAL PAYROLL

185,406
TOTAL PERSONNEL



Allocations, By Service



Top Defense Personnel Locations

County	Total*	Active Duty Military	Civilian
Bexar	61,795	35,250	22,118
Bell	38,117	32,071	5,543
El Paso	30,570	25,339	4,064
Wichita	7,767	6,523	1,126
Tarrant	6,519	1,086	2,455
Nueces	5,390	1,373	3,724
Taylor	5,111	4,413	493
Harris	4,007	651	678
Tom Green	3,972	3,282	644
Dallas	3,567	481	853

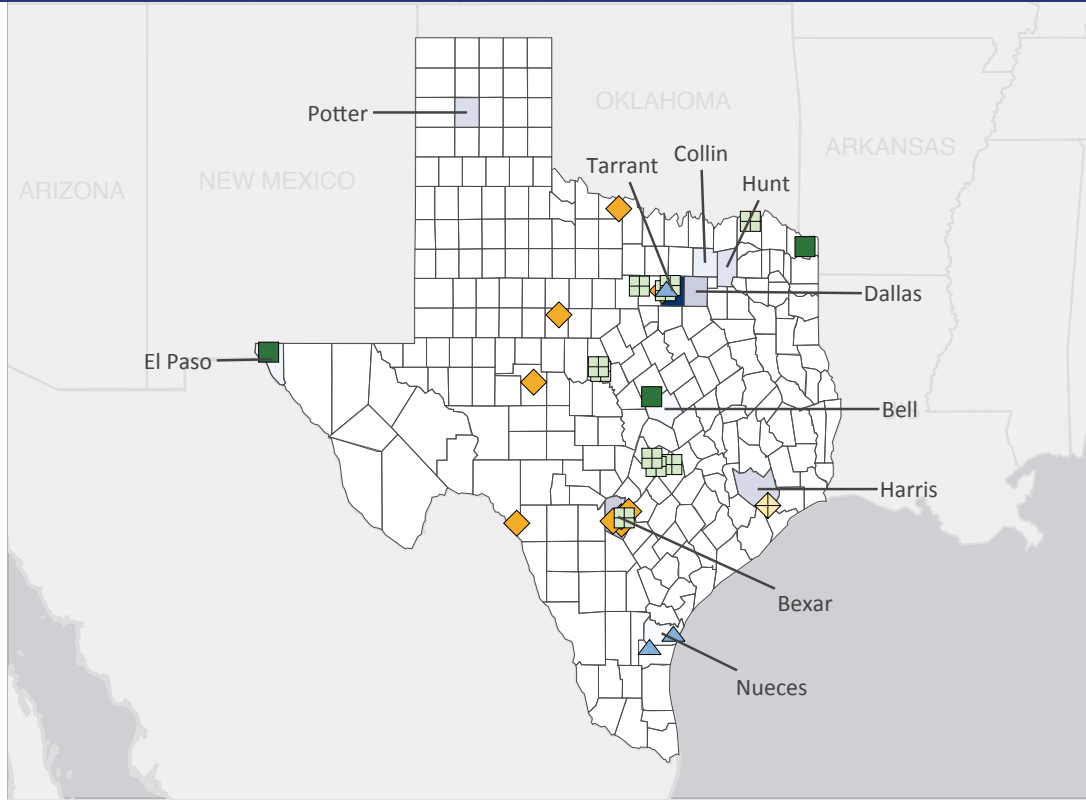
*Total also includes uniformed National Guard and Reserve units.

Data sources: DoD's Defense Manpower Data Center; DoD's Procurement and Acquisition Policy; DoD's Military Installations, Ranges and Training Areas; USASpending.gov; U.S. Bureau of Economic Analysis; U.S. Census Bureau; and Unitedstateszipcodes.org.

#3 \$37.3 B SPENT IN STATE	#21 2.1% OF STATE GDP	9.2% OF TOTAL U.S. DEFENSE SPENDING	\$1,318 PER RESIDENT	#3 \$26.6 B CONTRACT SPENDING	#3 185,406 NUMBER OF PERSONNEL	#3 \$10.7 B PERSONNEL SPENDING
----------------------------------	--------------------------	---	-------------------------	-------------------------------------	--------------------------------------	--------------------------------------

TOP DEFENSE CONTRACT SPENDING LOCATIONS (M=millions B=billions)

Tarrant County	\$13.0 B
Bexar County	\$2.9 B
Dallas County	\$2.9 B
Harris County	\$2.2 B
Potter County	\$1.9 B
Hunt County	\$1.6 B
Collin County	\$994.0 M
El Paso County	\$676.5 M
Bell County	\$341.3 M
Nueces County	\$332.0 M



◆ AF Active
 ◆ AF Guard
 ■ Army Active
 ■ Army Guard
 ▲ Navy Active

TOP DEFENSE PERSONNEL SPENDING LOCATIONS (M=millions B=billions)

Bexar County	\$3.8 B
Bell County	\$2.1 B
El Paso County	\$1.7 B
Tarrant County	\$420.7 M
Nueces County	\$382.4 M
Wichita County	\$305.6 M
Taylor County	\$265.3 M
Harris County	\$228.8 M
Dallas County	\$222.3 M
Bowie County	\$191.9 M

