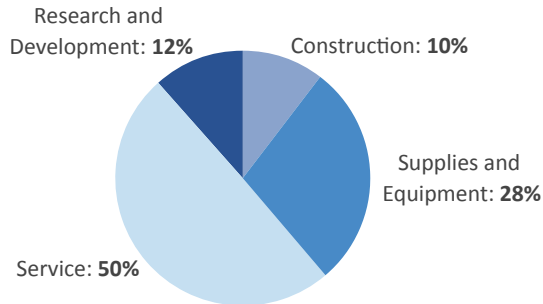


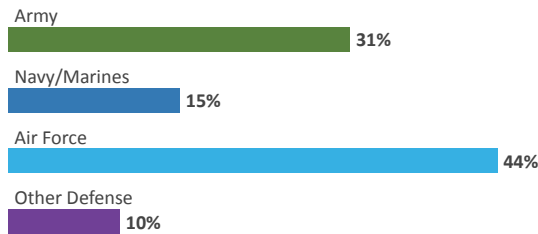
# UTAH

## DEFENSE CONTRACTS

### By Type



### By Service



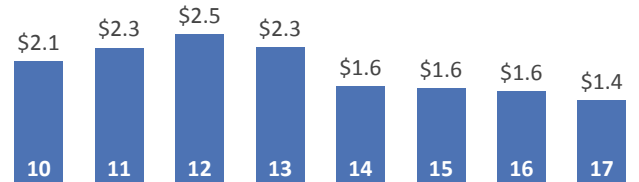
### Top Defense Contractors

(M=millions)

L3 Technologies	\$258.8 M
AECOM	\$100.8 M
Northrop Grumman	\$89.5 M
Boeing	\$52.4 M
Utah State University	\$27.6 M
Jacobs Engineering Group	\$26.0 M
Sinclair Companies	\$23.1 M
Chenega	\$19.3 M
Mountain West Precast	\$17.7 M
Kihomac	\$14.0 M

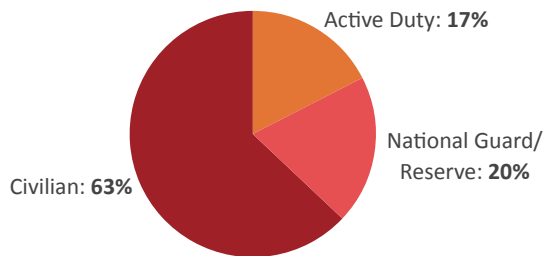
### Contract Awards Performed

(By Fiscal Year, Billions)



## DEFENSE PERSONNEL

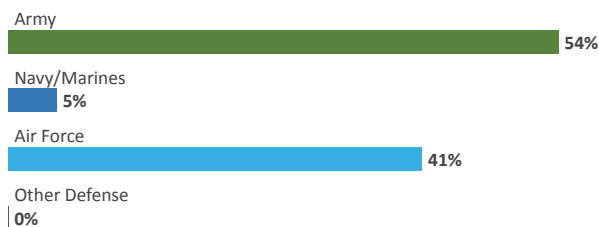
### Allocations, By Type



**\$1.6 BILLION**  
TOTAL PAYROLL

**24,087**  
TOTAL PERSONNEL

### Allocations, By Service



### Top Defense Personnel Locations

County	Total*	Active Duty Military	Civilian
Davis	17,044	3,867	12,630
Salt Lake	4,264	225	1,154
Tooele	1,167	29	1,069
Weber	554	46	178
Utah	507	23	24
Washington	146	ND	15
Cache	107	ND	10
Box Elder	77	ND	57
Carbon	64	ND	ND
Iron	42	ND	ND

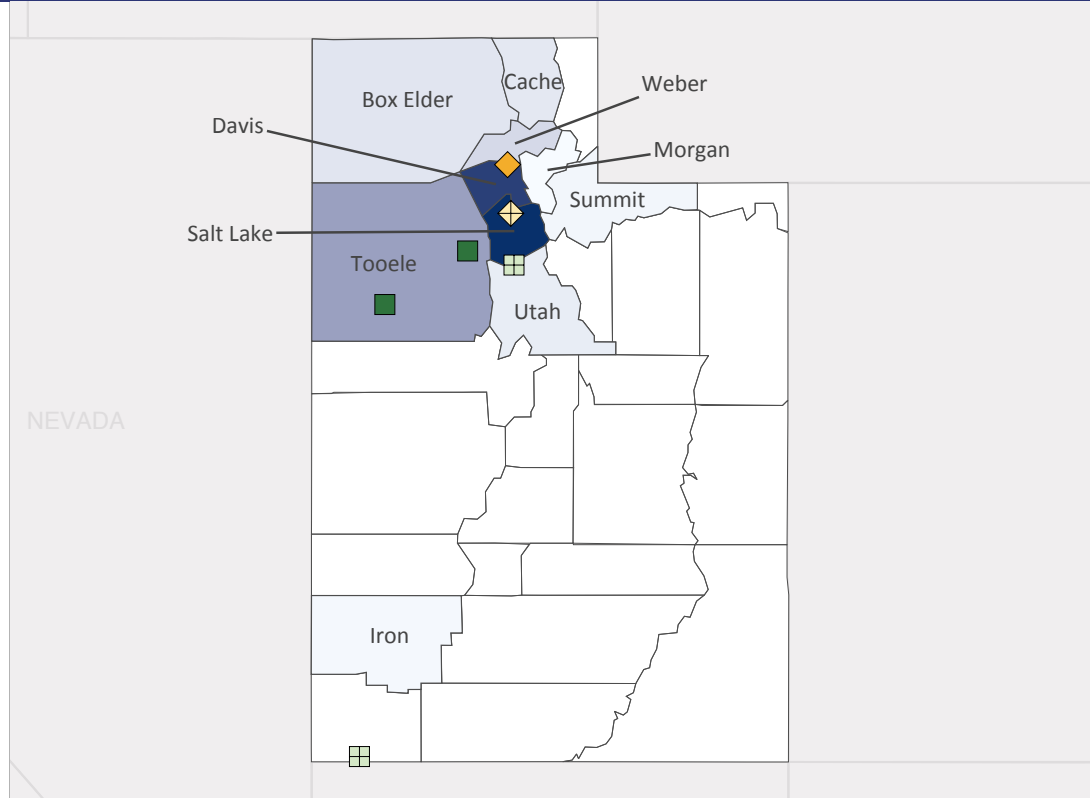
\*Total also includes uniformed National Guard and Reserve units.

Data sources: DoD's Defense Manpower Data Center; DoD's Procurement and Acquisition Policy; DoD's Military Installations, Ranges and Training Areas; USASpending.gov; U.S. Bureau of Economic Analysis; U.S. Census Bureau; and Unitedstateszipcodes.org.

<b>#31</b> \$3.0 B SPENT IN STATE	<b>#26</b> 1.8% OF STATE GDP	<b>0.7%</b> OF TOTAL U.S. DEFENSE SPENDING	<b>\$977</b> PER RESIDENT	<b>#35</b> \$1.4 B CONTRACT SPENDING	<b>#26</b> 24,087 NUMBER OF PERSONNEL	<b>#24</b> \$1.6 B PERSONNEL SPENDING
---	---------------------------------	--	------------------------------	--	---	---

**TOP DEFENSE CONTRACT SPENDING LOCATIONS** (M=millions)

Salt Lake County	\$421.6 M
Davis County	\$383.3 M
Tooele County	\$176.4 M
Weber County	\$66.8 M
Box Elder County	\$44.8 M
Cache County	\$39.5 M
Utah County	\$30.8 M
Summit County	\$14.2 M
Iron County	\$8.9 M
Morgan County	\$4.3 M



◆ AF Active   
 ◆ AF Guard   
 ■ Army Active   
 ■ Army Guard

**TOP DEFENSE PERSONNEL SPENDING LOCATIONS** (M=millions B=billions)

Davis County	\$1.2 B
Salt Lake County	\$281.9 M
Tooele County	\$86.7 M
Utah County	\$31.2 M
Weber County	\$30.4 M
Washington County	\$6.3 M
Box Elder County	\$5.3 M
Cache County	\$4.8 M
Iron County	\$2.1 M
Sanpete County	\$1.4 M

