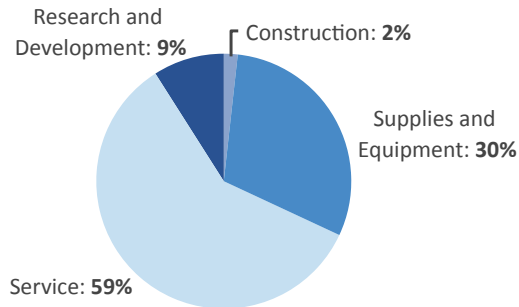


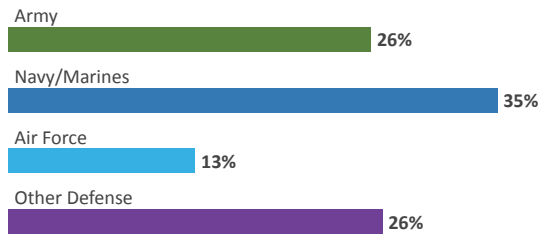
# VIRGINIA

## DEFENSE CONTRACTS

### By Type



### By Service



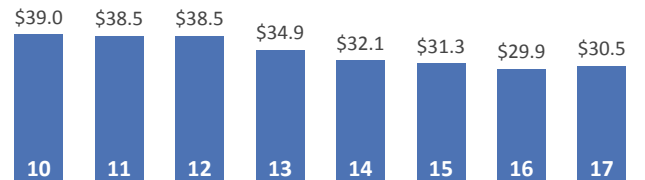
### Top Defense Contractors

(M=millions B=billions)

Northrop Grumman	\$1.8 B
Huntington Ingalls	\$1.6 B
Atlantic Diving Supply	\$1.3 B
Leidos	\$931.3 M
Booz Allen Hamilton	\$888.7 M
CACI	\$733.8 M
SAIC	\$715.7 M
General Dynamics	\$682.0 M
Lockheed Martin	\$646.9 M
Hewlett-Packard	\$505.0 M

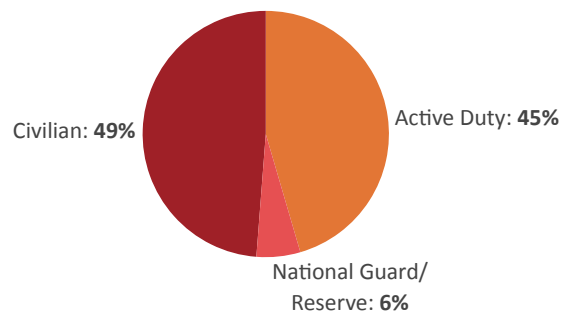
### Contract Awards Performed

(By Fiscal Year, Billions)



## DEFENSE PERSONNEL

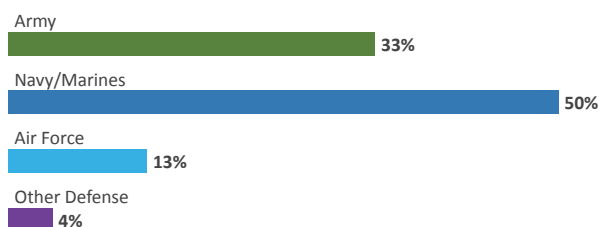
### Allocations, By Type



**\$15.6 BILLION**  
TOTAL PAYROLL

**193,589**  
TOTAL PERSONNEL

### Allocations, By Service



### Top Defense Personnel Locations

Count/City	Total*	Active Duty Military	Civilian
Norfolk City	34,492	16,510	16,204
Virginia Beach City	22,220	16,552	3,544
Fairfax	19,471	6,381	11,796
Arlington	18,347	2,731	15,537
Portsmouth City	16,438	2,803	13,546
Prince George	12,592	8,926	3,475
Prince William	12,274	7,566	4,258
Newport News City	9,485	5,526	3,562
York	9,123	7,783	642
Accomack	7,110	6,734	83

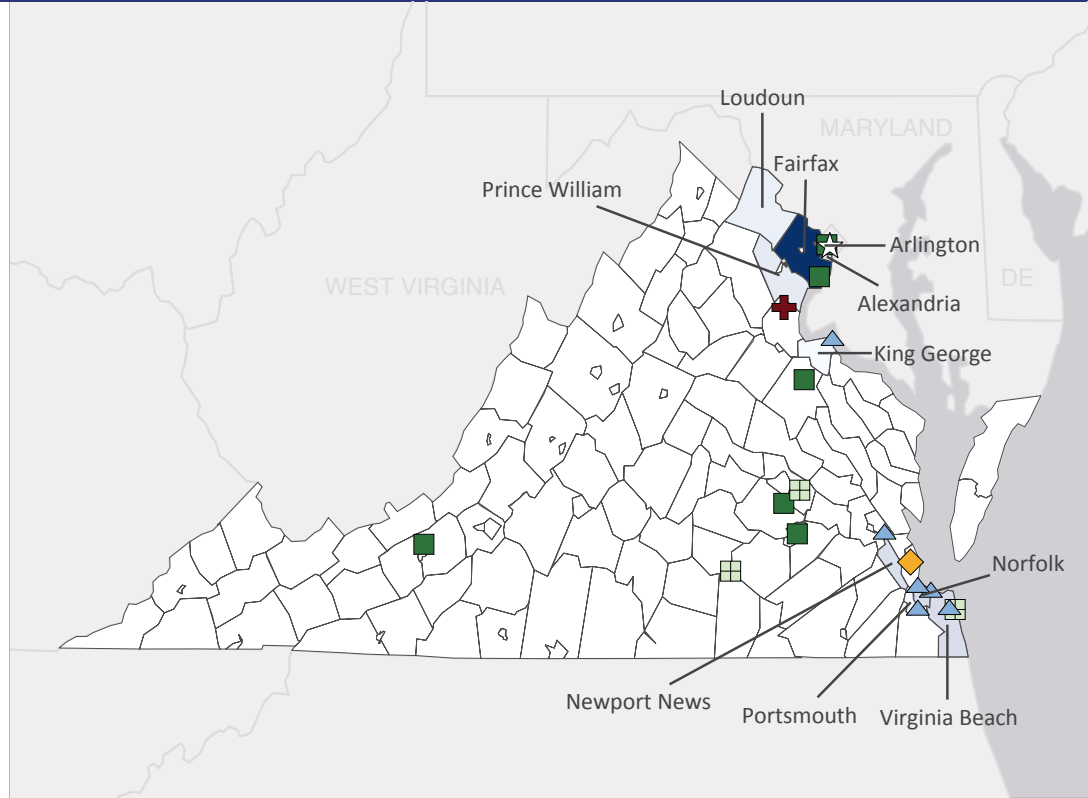
\*Total also includes uniformed National Guard and Reserve units.

Data sources: DoD's Defense Manpower Data Center; DoD's Procurement and Acquisition Policy; DoD's Military Installations, Ranges and Training Areas; USASpending.gov; U.S. Bureau of Economic Analysis; U.S. Census Bureau; and Unitedstateszipcodes.org.

#2 \$46.1 B SPENT IN STATE	#1 8.9% OF STATE GDP	11.4% OF TOTAL U.S. DEFENSE SPENDING	\$5,443 PER RESIDENT	#2 \$30.5 B CONTRACT SPENDING	#2 193,589 NUMBER OF PERSONNEL	#1 \$15.6 B PERSONNEL SPENDING
----------------------------------	-------------------------	--	-------------------------	-------------------------------------	--------------------------------------	--------------------------------------

TOP DEFENSE CONTRACT SPENDING LOCATIONS (M=millions B=billions)

Fairfax County	\$13.7 B
Arlington County	\$2.6 B
Norfolk City	\$2.2 B
Virginia Beach City	\$2.1 B
Newport News City	\$2.0 B
Prince William County	\$1.4 B
Alexandria City	\$1.1 B
Loudoun County	\$1.1 B
Portsmouth City	\$511.6 M
King George County	\$378.0 M



TOP DEFENSE PERSONNEL SPENDING LOCATIONS (M=millions B=billions)

Norfolk City	\$2.8 B
Fairfax County	\$2.0 B
Arlington County	\$2.0 B
Virginia Beach City	\$1.3 B
Portsmouth City	\$1.2 B
Accomack County	\$939.3 M
Prince George County	\$725.2 M
Newport News City	\$638.1 M
Prince William County	\$579.9 M
King George County	\$568.4 M

