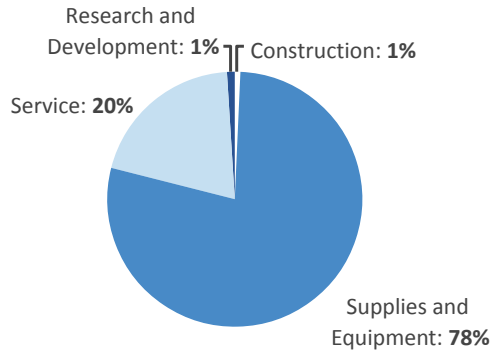


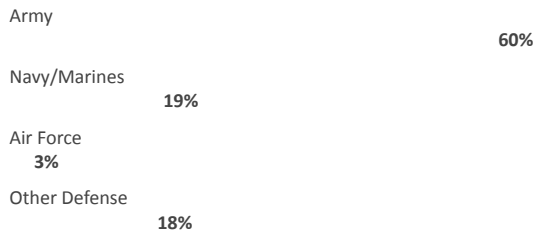
VERMONT

DEFENSE CONTRACTS

By Type



By Service



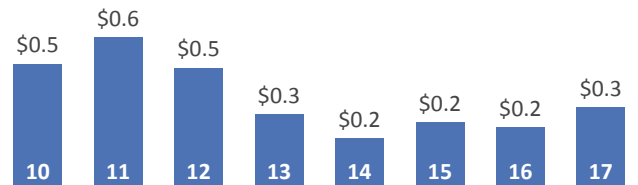
Top Defense Contractors

(M=millions)

General Dynamics	\$145.2 M
United Technologies	\$40.2 M
D. A. Collins Construction	\$18.9 M
New England Woodcraft	\$9.7 M
VAE, Inc.	\$6.2 M
Burns & McDonnell	\$3.0 M
Norwich University	\$2.8 M
Task Source	\$2.3 M
Pond & Company	\$1.9 M
Vermont Aerospace Manufacturing	\$1.7 M

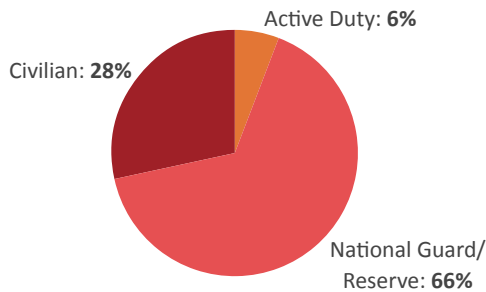
Contract Awards Performed

(By Fiscal Year, Billions)



DEFENSE PERSONNEL

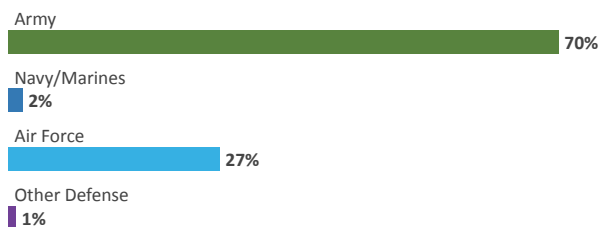
Allocations, By Type



\$135.8 MILLION
TOTAL PAYROLL

2,237
TOTAL PERSONNEL

Allocations, By Service



Top Defense Personnel Locations

County	Total*	Active Duty Military	Civilian
Chittenden	1,514	85	567
Washington	228	32	14
Windsor	114	10	19
Franklin	86	ND	ND
Rutland	83	ND	ND
Windham	38	ND	ND
Orange	35	ND	ND
Caledonia	34	ND	ND
Bennington	31	ND	ND
Lamoille	30	ND	ND

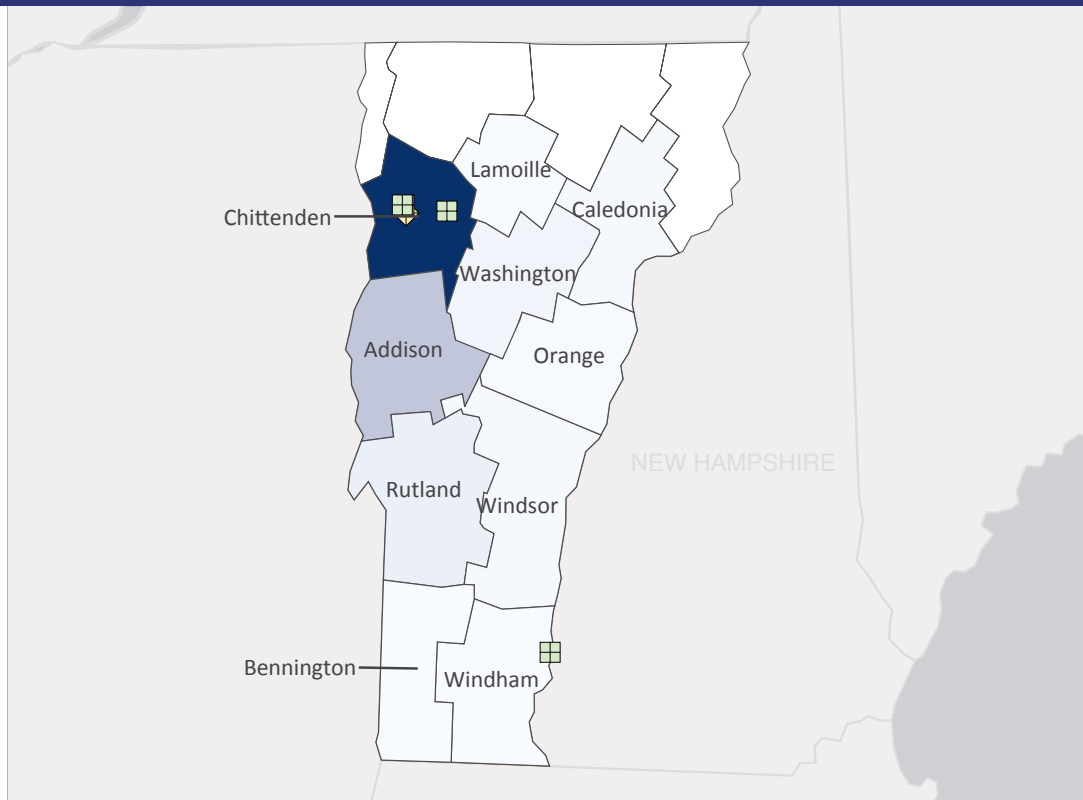
*Total also includes uniformed National Guard and Reserve units.

Data sources: DoD's Defense Manpower Data Center; DoD's Procurement and Acquisition Policy; DoD's Military Installations, Ranges and Training Areas; USASpending.gov; U.S. Bureau of Economic Analysis; U.S. Census Bureau; and Unitedstateszipcodes.org.

#50 \$0.4 B SPENT IN STATE	#31 1.3% OF STATE GDP	0.1% OF TOTAL U.S. DEFENSE SPENDING	\$705 PER RESIDENT	#44 \$0.3 B CONTRACT SPENDING	#51 2,237 NUMBER OF PERSONNEL	#51 \$0.1 B PERSONNEL SPENDING
----------------------------------	--------------------------	---	-----------------------	-------------------------------------	-------------------------------------	--------------------------------------

TOP DEFENSE CONTRACT SPENDING LOCATIONS (K=thousands M=millions)

Chittenden County	\$195.9 M
Addison County	\$46.7 M
Rutland County	\$10.6 M
Washington County	\$5.5 M
Caledonia County	\$2.2 M
Windsor County	\$1.7 M
Orange County	\$1.2 M
Windham County	\$702.1 K
Bennington County	\$446.9 K
Lamoille County	\$322.4 K



AF Guard Army Guard

TOP DEFENSE PERSONNEL SPENDING LOCATIONS (K=thousands M=millions)

Chittenden County	\$105.9 M
Washington County	\$11.2 M
Windsor County	\$5.1 M
Franklin County	\$3.5 M
Rutland County	\$3.2 M
Caledonia County	\$1.2 M
Windham County	\$1.1 M
Lamoille County	\$1.0 M
Addison County	\$964.6 K
Orange County	\$947.1 K

