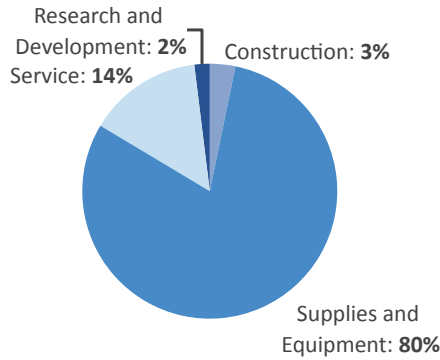


WASHINGTON

DEFENSE CONTRACTS

By Type



By Service



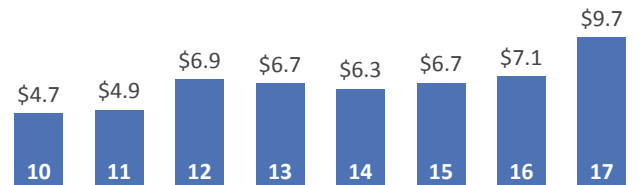
Top Defense Contractors

(M=millions B=billions)

Boeing	\$8.0 B
PacMed Clinics	\$148.8 M
TrailStone Group	\$89.9 M
Chugach Alaska Corp.	\$68.9 M
Walsh Group	\$58.8 M
Skookum Educational Programs	\$45.0 M
General Dynamics	\$41.9 M
Rore	\$38.3 M
Nova Group	\$38.2 M
Pacific Ship Repair & Fabrication	\$37.0 M

Contract Awards Performed

(By Fiscal Year, Billions)

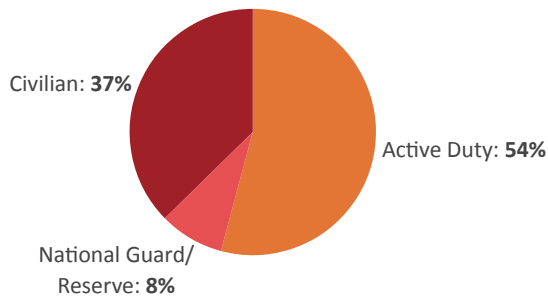


DEFENSE PERSONNEL

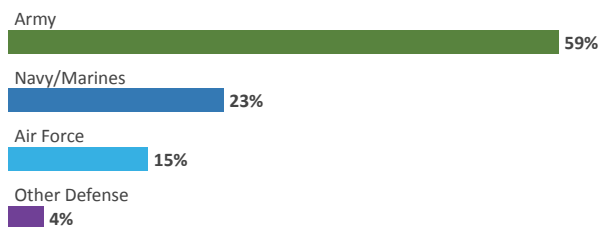
Allocations, By Type

\$5.5 BILLION
TOTAL PAYROLL

84,502
TOTAL PERSONNEL



Allocations, By Service



Top Defense Personnel Locations

County	Total*	Active Duty Military	Civilian
Pierce	40,525	29,749	7,540
Kitsap	23,331	4,649	18,322
Island	7,960	6,852	821
Spokane	4,991	3,015	967
King	1,995	431	954
Snohomish	1,832	652	505
Walla Walla	1,503	ND	1,482
Yakima	627	110	232
Clark	428	47	51
Thurston	271	93	68

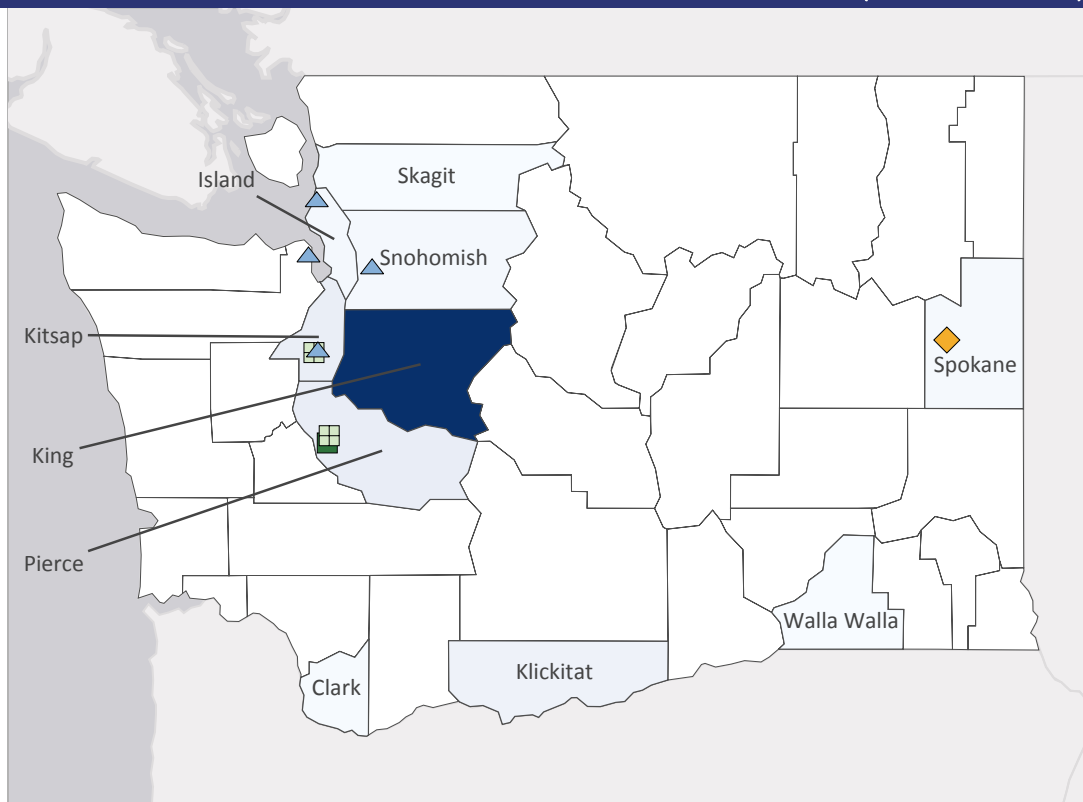
*Total also includes uniformed National Guard and Reserve units.

Data sources: DoD's Defense Manpower Data Center; DoD's Procurement and Acquisition Policy; DoD's Military Installations, Ranges and Training Areas; USASpending.gov; U.S. Bureau of Economic Analysis; U.S. Census Bureau; and Unitedstateszipcodes.org.

#6 \$15.1 B SPENT IN STATE	#13 2.9% OF STATE GDP	3.7% OF TOTAL U.S. DEFENSE SPENDING	\$2,046 PER RESIDENT	#7 \$9.7 B CONTRACT SPENDING	#7 84,502 NUMBER OF PERSONNEL	#8 \$5.5 B PERSONNEL SPENDING
---	---------------------------------	--	--------------------------------	---	--	--

TOP DEFENSE CONTRACT SPENDING LOCATIONS (M=millions B=billions)

King County	\$8.1 B
Pierce County	\$517.6 M
Kitsap County	\$474.5 M
Klickitat County	\$346.0 M
Snohomish County	\$145.5 M
Island County	\$116.2 M
Spokane County	\$109.6 M
Clark County	\$52.5 M
Skagit County	\$30.4 M
Walla Walla County	\$25.7 M



◆ AF Active
 ■ Army Active
 Army Guard
 ▲ Navy Active

TOP DEFENSE PERSONNEL SPENDING LOCATIONS (M=millions B=billions)

Pierce County	\$2.5 B
Kitsap County	\$1.8 B
Island County	\$453.2 M
Spokane County	\$261.9 M
King County	\$147.8 M
Snohomish County	\$121.1 M
Walla Walla County	\$49.5 M
Yakima County	\$32.1 M
Thurston County	\$22.3 M
Clark County	\$19.1 M

