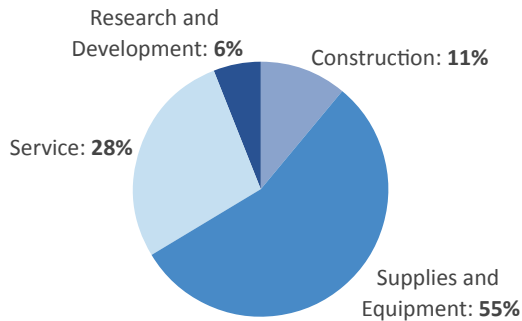



WEST VIRGINIA

DEFENSE CONTRACTS

By Type



By Service



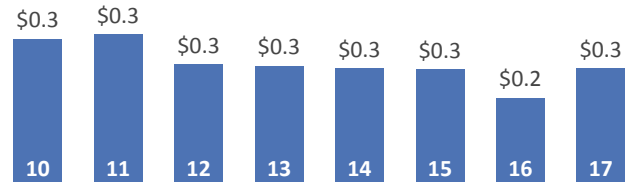
Top Defense Contractors

(M=millions)

Northrop Grumman	\$87.1 M
Heeter Construction	\$17.2 M
AMS Group	\$10.6 M
Electronic Warfare Associates	\$7.2 M
Four Tribes Construction Services	\$6.4 M
Leidos	\$5.7 M
Tetra Tech	\$4.2 M
FCX Systems	\$4.1 M
Black Horse Group	\$3.5 M
Port Amherst	\$3.2 M

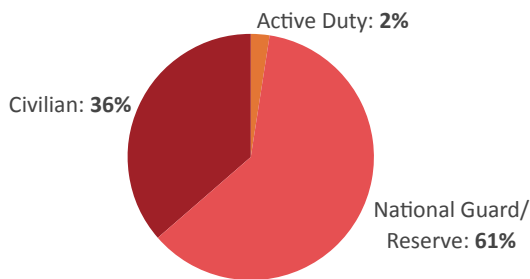
Contract Awards Performed

(By Fiscal Year, Billions)



DEFENSE PERSONNEL

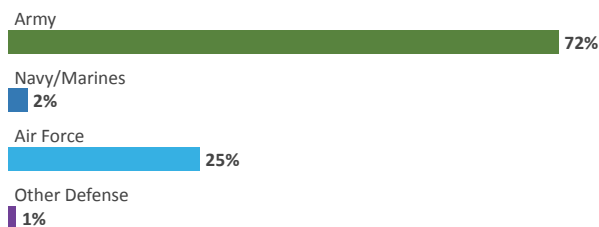
Allocations, By Type



\$300.3 MILLION
TOTAL PAYROLL

5,217
TOTAL PERSONNEL

Allocations, By Service



Top Defense Personnel Locations

County	Total*	Active Duty Military	Civilian
Kanawha	1,212	14	435
Berkeley	754	ND	295
Cabell	494	46	448
Putnam	301	ND	129
Wood	257	ND	61
Preston	233	ND	55
Fayette	195	ND	10
Wayne	190	ND	29
Ohio	182	ND	69
Harrison	151	ND	44

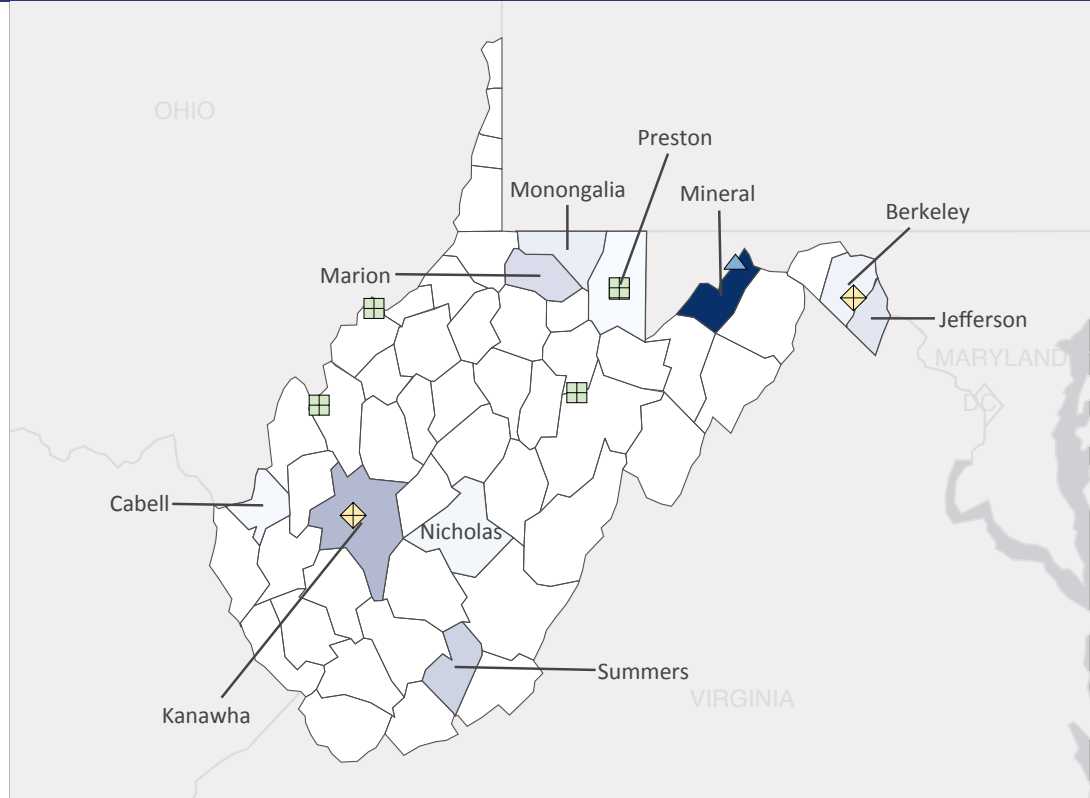
*Total also includes uniformed National Guard and Reserve units.

Data sources: DoD's Defense Manpower Data Center; DoD's Procurement and Acquisition Policy; DoD's Military Installations, Ranges and Training Areas; USASpending.gov; U.S. Bureau of Economic Analysis; U.S. Census Bureau; and Unitedstateszipcodes.org.

#46 \$0.6 B SPENT IN STATE	#49 0.7% OF STATE GDP	0.1% OF TOTAL U.S. DEFENSE SPENDING	\$314 PER RESIDENT	#45 \$0.3 B CONTRACT SPENDING	#49 5,217 NUMBER OF PERSONNEL	#48 \$0.3 B PERSONNEL SPENDING
----------------------------------	--------------------------	---	-----------------------	-------------------------------------	-------------------------------------	--------------------------------------

TOP DEFENSE CONTRACT SPENDING LOCATIONS (M=millions)

Mineral County	\$96.2 M
Kanawha County	\$31.4 M
Summers County	\$20.7 M
Marion County	\$16.3 M
Jefferson County	\$12.8 M
Monongalia County	\$9.5 M
Berkeley County	\$7.1 M
Nicholas County	\$6.0 M
Cabell County	\$5.2 M
Preston County	\$4.3 M



◆ AF Guard
 ■ Army Guard
 ▲ Navy Active

TOP DEFENSE PERSONNEL SPENDING LOCATIONS (M=millions)

Kanawha County	\$90.6 M
Berkeley County	\$44.9 M
Cabell County	\$38.0 M
Putnam County	\$14.6 M
Preston County	\$14.5 M
Wood County	\$12.7 M
Wayne County	\$11.4 M
Harrison County	\$8.1 M
Ohio County	\$8.1 M
Fayette County	\$6.8 M

