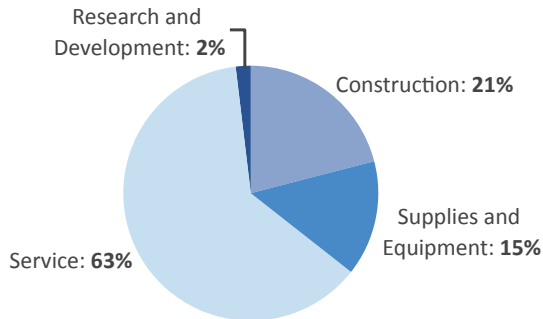


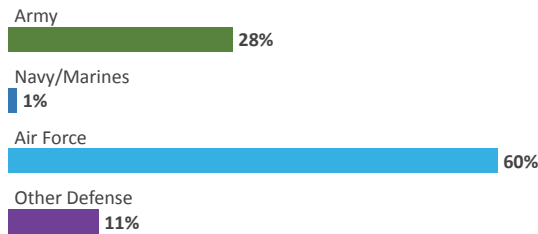
WYOMING

DEFENSE CONTRACTS

By Type



By Service



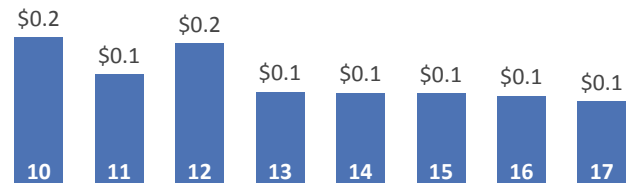
Top Defense Contractors

(M=millions)

M1 Support Services	\$18.1 M
Summit Construction	\$6.9 M
AGEISS	\$4.7 M
Four Tribes Construction Services	\$4.3 M
M2 Technology	\$3.8 M
Bristol General Contractors	\$3.6 M
RECCO	\$3.2 M
Olgoonik Diversified Services	\$3.0 M
Kennon Products	\$2.7 M
RMC Sound Earth	\$2.2 M

Contract Awards Performed

(By Fiscal Year, Billions)

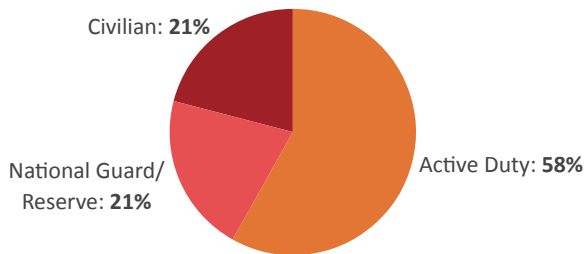


DEFENSE PERSONNEL

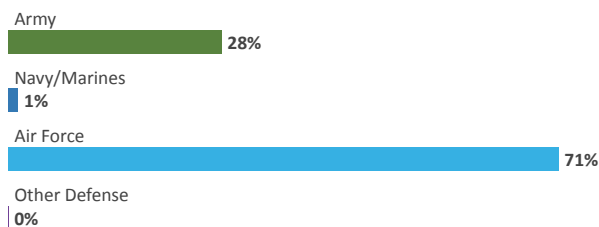
Allocations, By Type

\$287.1 MILLION
TOTAL PAYROLL

5,415
TOTAL PERSONNEL



Allocations, By Service



Top Defense Personnel Locations

County	Total*	Active Duty Military	Civilian
Laramie	4,824	3,080	1,032
Platte	184	53	59
Natrona	78	ND	11
Albany	62	10	ND
Campbell	36	ND	ND
Sheridan	36	ND	ND
Uinta	35	ND	ND
Goshen	32	ND	ND
Fremont	26	ND	ND
Sweetwater	24	ND	ND

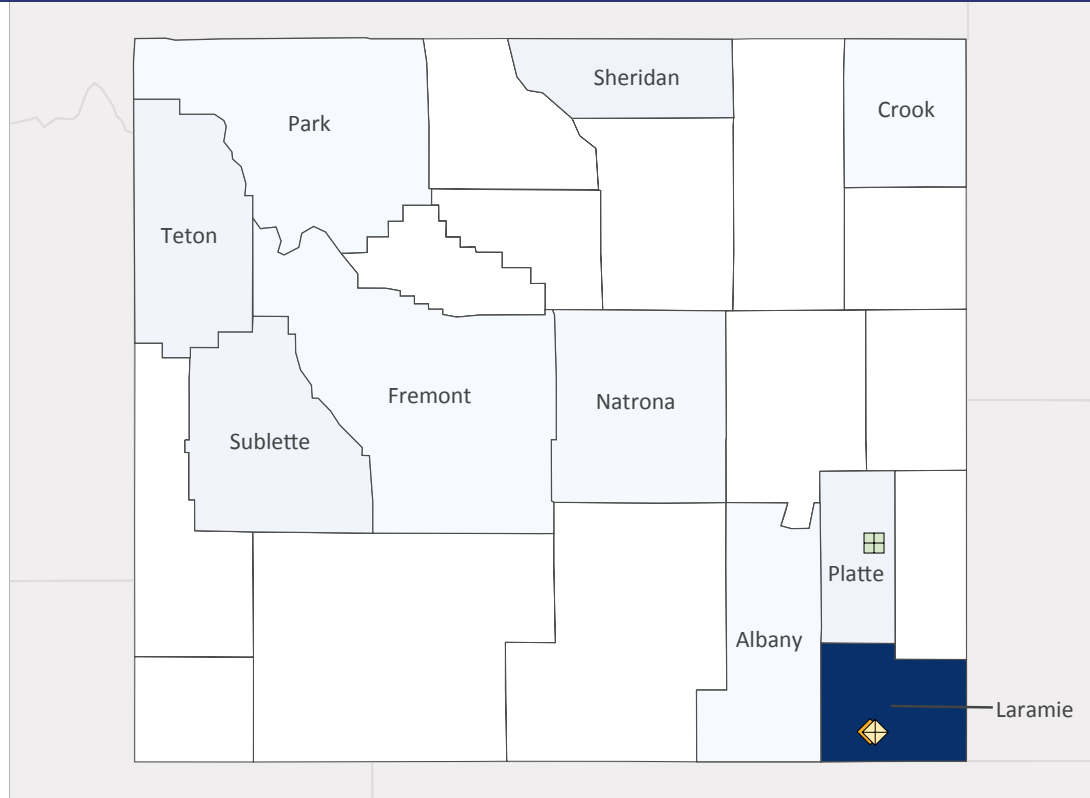
*Total also includes uniformed National Guard and Reserve units.

Data sources: DoD's Defense Manpower Data Center; DoD's Procurement and Acquisition Policy; DoD's Military Installations, Ranges and Training Areas; USASpending.gov; U.S. Bureau of Economic Analysis; U.S. Census Bureau; and Unitedstateszipcodes.org.

#51 \$0.4 B SPENT IN STATE	#42 0.9% OF STATE GDP	0.1% OF TOTAL U.S. DEFENSE SPENDING	\$651 PER RESIDENT	#51 \$0.1 B CONTRACT SPENDING	#48 5,415 NUMBER OF PERSONNEL	#49 \$0.3 B PERSONNEL SPENDING
---	---------------------------------	--	------------------------------	--	--	---

TOP DEFENSE CONTRACT SPENDING LOCATIONS (K=thousands M=millions)

Laramie County	\$82.3 M
Sheridan County	\$2.7 M
Platte County	\$2.5 M
Sublette County	\$2.3 M
Teton County	\$2.3 M
Natrona County	\$794.4 K
Park County	\$355.2 K
Fremont County	\$350.5 K
Albany County	\$346.4 K
Crook County	\$83.4 K



◆ AF Active ◆ AF Guard □ Army Guard

TOP DEFENSE PERSONNEL SPENDING LOCATIONS (K=thousands M=millions)

Laramie County	\$261.0 M
Platte County	\$10.4 M
Albany County	\$3.5 M
Natrona County	\$3.0 M
Fremont County	\$1.8 M
Sheridan County	\$1.5 M
Uinta County	\$1.4 M
Converse County	\$796.2 K
Campbell County	\$738.6 K
Lincoln County	\$646.3 K

