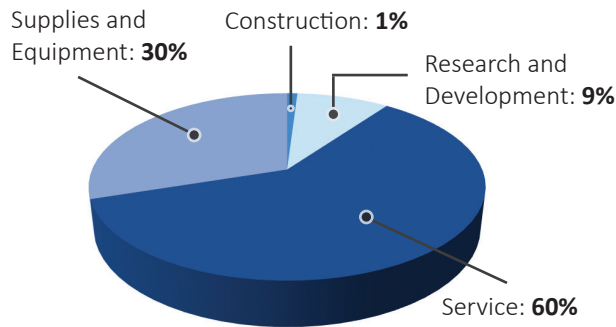


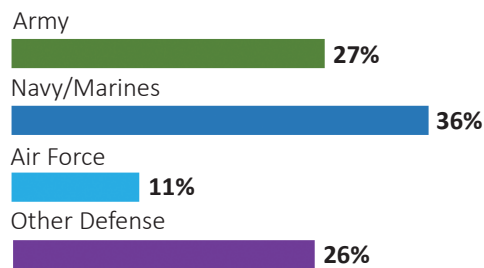
VIRGINIA

DEFENSE CONTRACTS

By Type



By Service

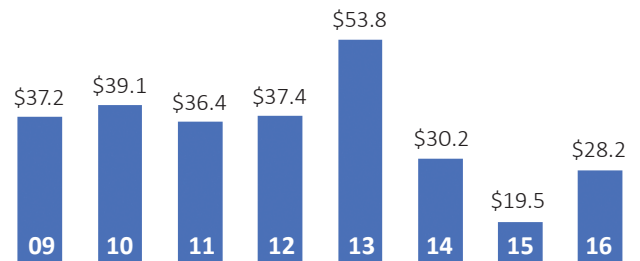


Top Defense Contractors

(M=millions B=billions)

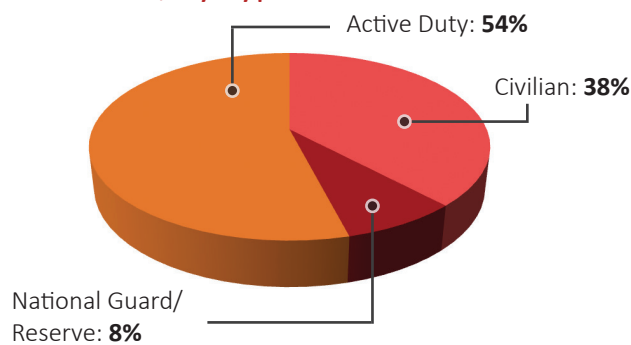
Huntington Ingalls	\$1.4 B
Northrop Grumman	\$1.3 B
Atlantic Diving Supply	\$1.1 B
Lockheed Martin	\$975.0 M
CACI International	\$819.9 M
General Dynamics	\$753.1 M
Booz Allen Hamilton	\$744.7 M
Hewlett-Packard	\$721.2 M
SAIC	\$697.6 M
MITRE	\$476.6 M

Contract Awards Performed (By Fiscal Year, Billions)



DEFENSE PERSONNEL

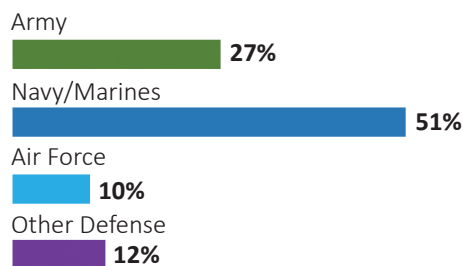
Allocations, By Type



\$14.5 BILLION
TOTAL PAYROLL

285,678
TOTAL PERSONNEL

Allocations, By Service



Top Defense Personnel Locations

County/City	Total*	Active Duty Military	Civilians
Norfolk City	50,910	25,889	18,411
Virginia Beach City	28,480	20,144	3,913
Prince George	27,429	23,012	4,094
Fairfax	24,681	8,673	13,422
Arlington	22,562	4,076	18,307
Portsmouth City	21,464	6,363	14,823
Prince William	18,782	13,276	4,986
Newport News City	13,399	8,425	4,025
York	11,793	9,748	710
Accomack	9,933	9,273	92

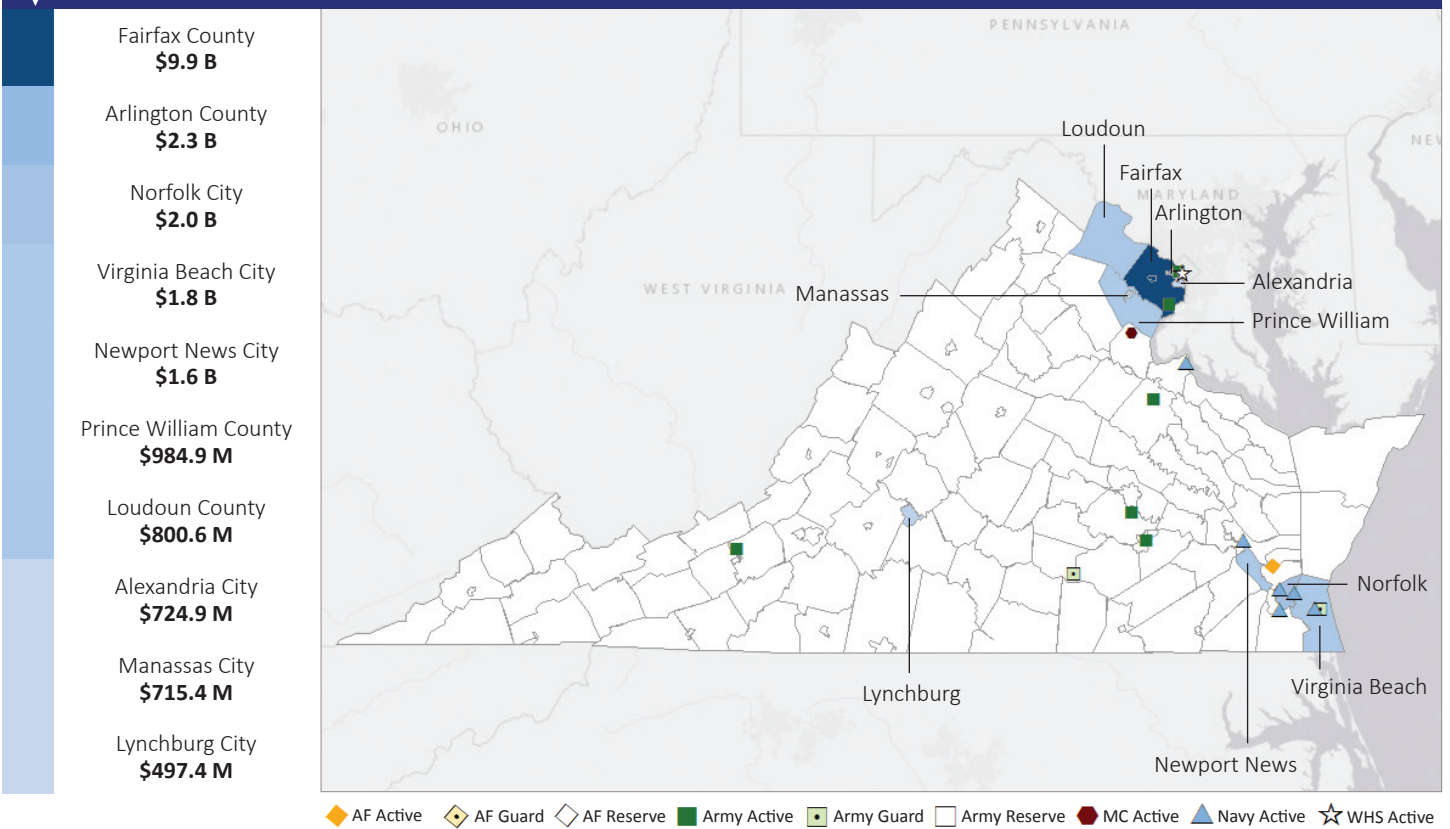
*Total also includes uniformed National Guard and Reserve units.

Data sources: DoD's Defense Manpower Data Center; DoD's Procurement and Acquisition Policy; DoD's Military Installations, Ranges and Training Areas; USASpending.gov; U.S. Bureau of Economic Analysis; U.S. Census Bureau; and Unitedstateszipcodes.org.

#2 \$42.7 B SPENT IN STATE	#1 8.5% OF STATE GDP	11.3% OF TOTAL U.S. DEFENSE SPENDING	\$5,071 PER RESIDENT	#2 \$28.2 B CONTRACT SPENDING	#3 285,678 NUMBER OF PERSONNEL	#1 \$14.5 B PERSONNEL SPENDING
----------------------------------	-------------------------	--	-------------------------	-------------------------------------	--------------------------------------	--------------------------------------

TOP DEFENSE CONTRACT SPENDING LOCATIONS

(M=millions B=billions)



TOP DEFENSE PERSONNEL SPENDING LOCATIONS

(M=millions B=billions)

