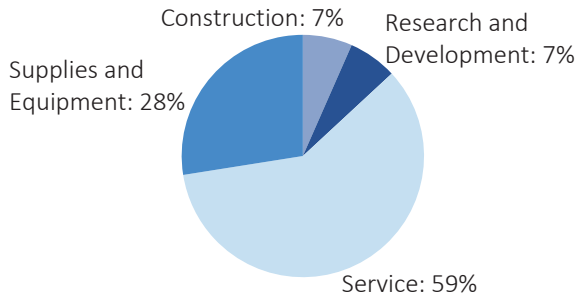


MONTANA

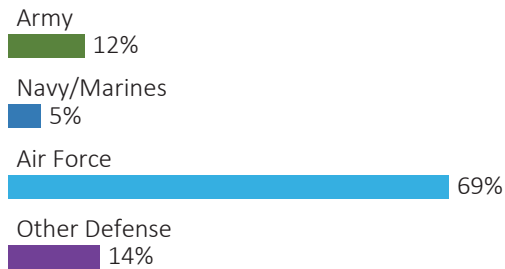
#47 \$0.7 B SPENT IN STATE	#41 1.2% OF STATE GDP	0.1% OF TOTAL U.S. DEFENSE SPENDING	\$617 PER RESIDENT	#46 \$0.3 B CONTRACT SPENDING	#48 9,015 NUMBER OF PERSONNEL	#46 \$0.4 B PERSONNEL SPENDING
--------------------------------------	---------------------------------	---	------------------------------	---	---	--

DEFENSE CONTRACTS

By Type



By Service



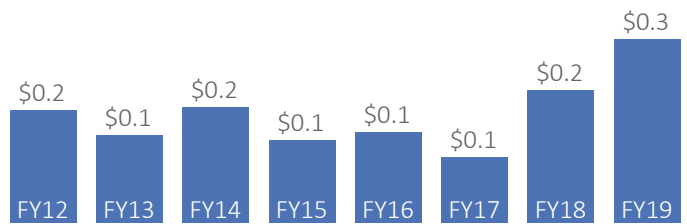
Top Defense Contractors

(M = millions)

S&K Technologies	\$146.2 M
2101 LLC	\$20.5 M
WHH Nisqually-Garco JV	\$18.7 M
T & L Sales	\$15.2 M
S2 Corporation	\$13.0 M
Integrated Security Solutions	\$7.4 M
BDS Supply	\$5.4 M
CM Manufacturing	\$4.8 M
Liberty Electric Inc.	\$4.2 M
Black & Veatch Construction Inc.	\$3.8 M

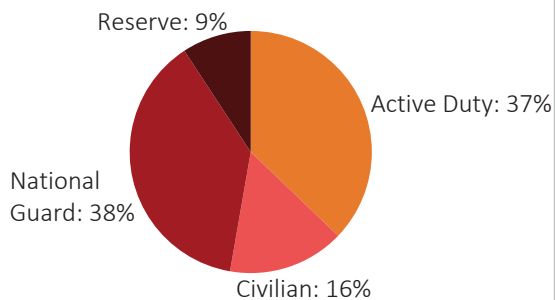
Contract Awards Performed

(By Fiscal Year, billions)



DEFENSE PERSONNEL

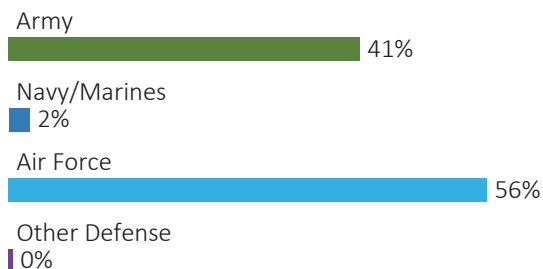
Allocations, By Type



\$362.3 MILLION
TOTAL PAYROLL

9,015
TOTAL PERSONNEL

Allocations, By Service



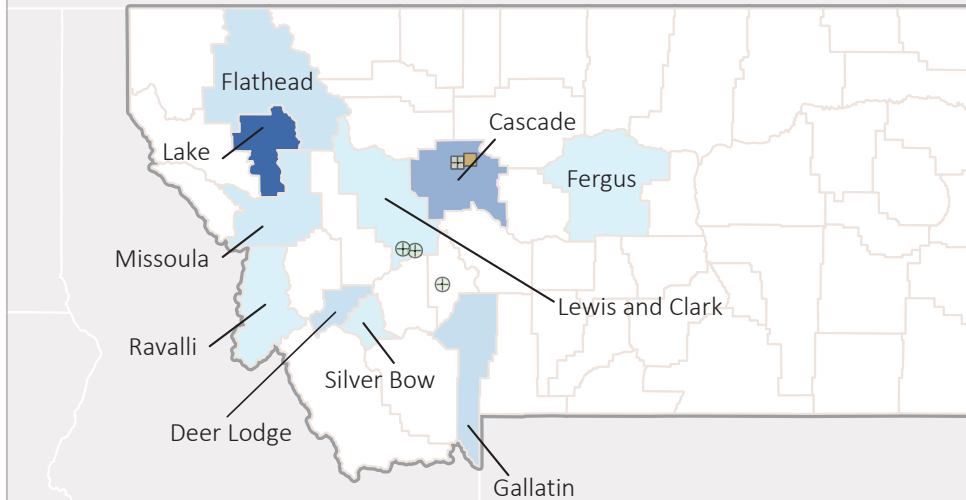
Top Defense Personnel Locations

County	Active Duty	Civilian	National Guard	Reserve	Total
Cascade	3,242	870	980	68	5,160
Lewis and Clark	ND	352	1,062	301	ND
Yellowstone	35	18	318	250	621
Missoula	32	23	181	156	392
Gallatin	ND	12	202	ND	ND
Flathead	0	ND	152	13	ND
Silver Bow	11	16	76	42	145
Park	0	0	85	0	85
Valley	0	46	36	0	82
Lincoln	0	51	22	0	73

TOP DEFENSE CONTRACT SPENDING LOCATIONS

(M = millions)

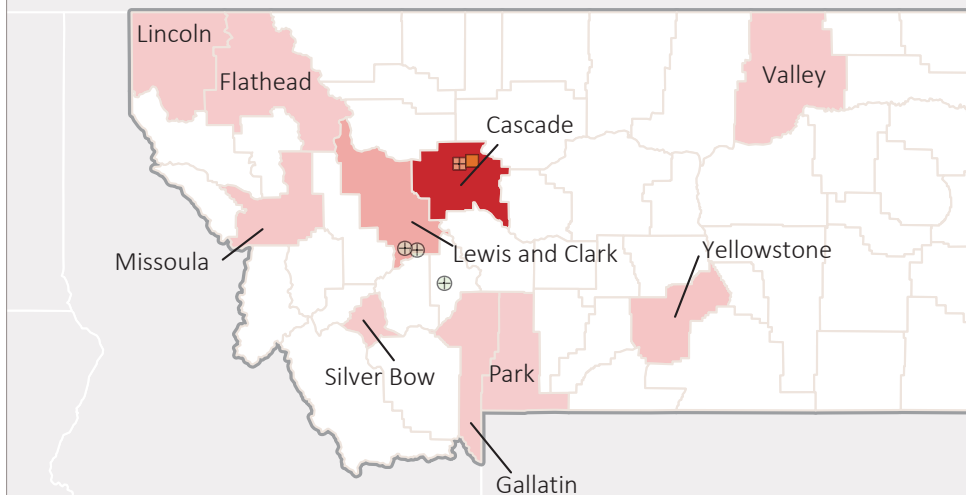
- Lake
\$147.8 M
- Cascade
\$69.7 M
- Gallatin
\$22.5 M
- Deer Lodge
\$20.5 M
- Flathead
\$14.7 M
- Missoula
\$10.3 M
- Lewis and Clark
\$4.5 M
- Silver Bow
\$2.5 M
- Ravalli
\$2.0 M
- Fergus
\$1.6 M



TOP DEFENSE PERSONNEL SPENDING LOCATIONS

(M = millions)

- Cascade
\$250.6 M
- Lewis and Clark
\$59.7 M
- Yellowstone
\$13.0 M
- Missoula
\$9.3 M
- Gallatin
\$5.1 M
- Silver Bow
\$4.9 M
- Lincoln
\$4.8 M
- Flathead
\$4.4 M
- Valley
\$4.2 M
- Park
\$1.0 M



■ AF Active
 ■ AF Guard
 AF Reserve
 ● Army Active
 ⊕ Army Guard
 ⊕ Army Reserve
 ◆ MC Active
 ▲ Navy Active
 ✱ WHS