

# NEW HAMPSHIRE

**#36**  
\$3.1 B SPENT IN STATE

**#14**  
3.5% OF STATE GDP

**0.6%**  
OF TOTAL U.S. DEFENSE SPENDING

**\$2,268**  
PER RESIDENT

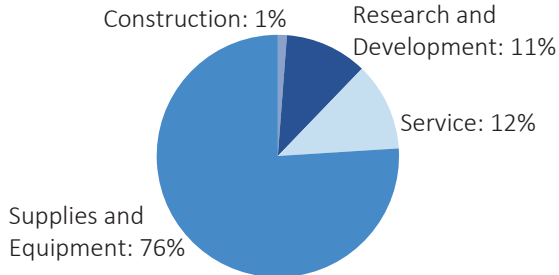
**#32**  
\$2.8 B CONTRACT SPENDING

**#50**  
6,337 NUMBER OF PERSONNEL

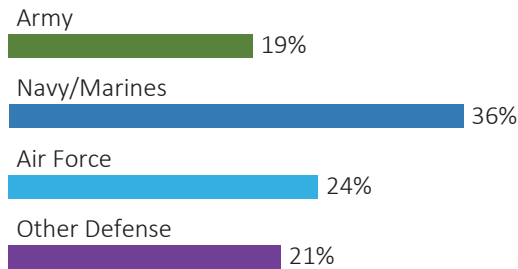
**#50**  
\$0.3 B PERSONNEL SPENDING

## DEFENSE CONTRACTS

### By Type



### By Service



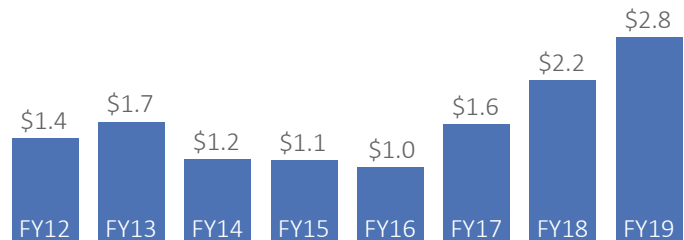
### Top Defense Contractors

(M = millions, B = billions)

BAE Systems	\$1.6 B
Harris Corp.	\$181.4 M
L3 Technologies	\$134.6 M
Sig Sauer Inc.	\$89.9 M
Red River Computer Company	\$78.8 M
Safran Optics 1	\$68.9 M
Elbit Systems	\$67.1 M
Raytheon	\$54.4 M
Creare	\$39.7 M
Wilcox Industries Corp.	\$32.5 M

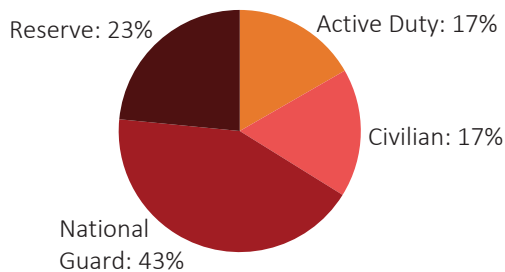
### Contract Awards Performed

(By Fiscal Year, billions)

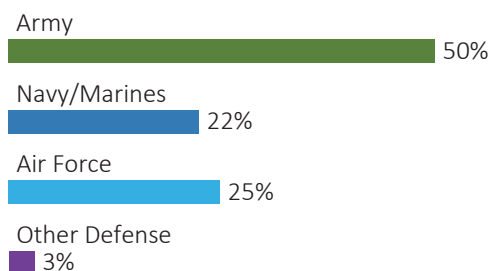


## DEFENSE PERSONNEL

### Allocations, By Type



### Allocations, By Service



**\$254.5 MILLION**  
TOTAL PAYROLL

**6,337**  
TOTAL PERSONNEL

### Top Defense Personnel Locations

County	Active Duty	Civilian	National Guard	Reserve	Total
Rockingham	329	435	1,118	1,133	3,015
Merrimack	ND	201	635	ND	ND
Hillsborough	60	182	568	ND	ND
Grafton	ND	241	244	0	ND
Strafford	11	16	141	294	462
Cheshire	ND	ND	0	51	ND
Belknap	0	ND	0	0	ND

# NEW HAMPSHIRE

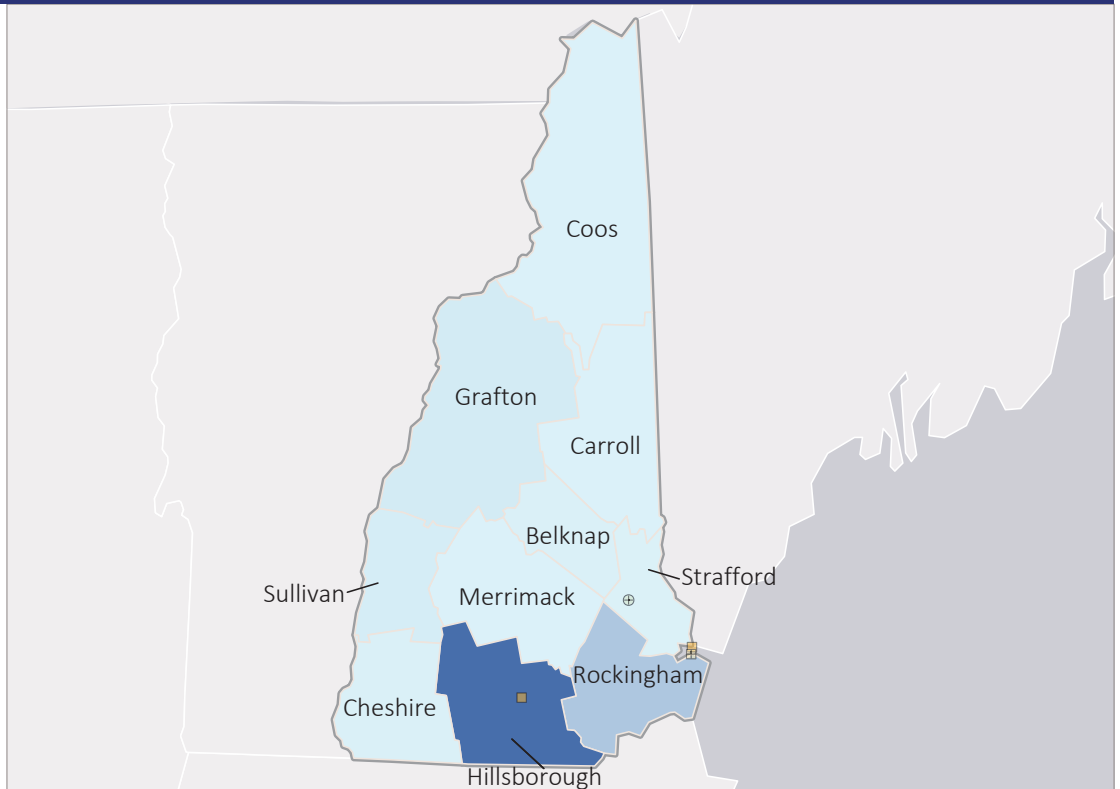
FISCAL YEAR 2019



## TOP DEFENSE CONTRACT SPENDING LOCATIONS

(K = thousands, M = millions, B = billions)

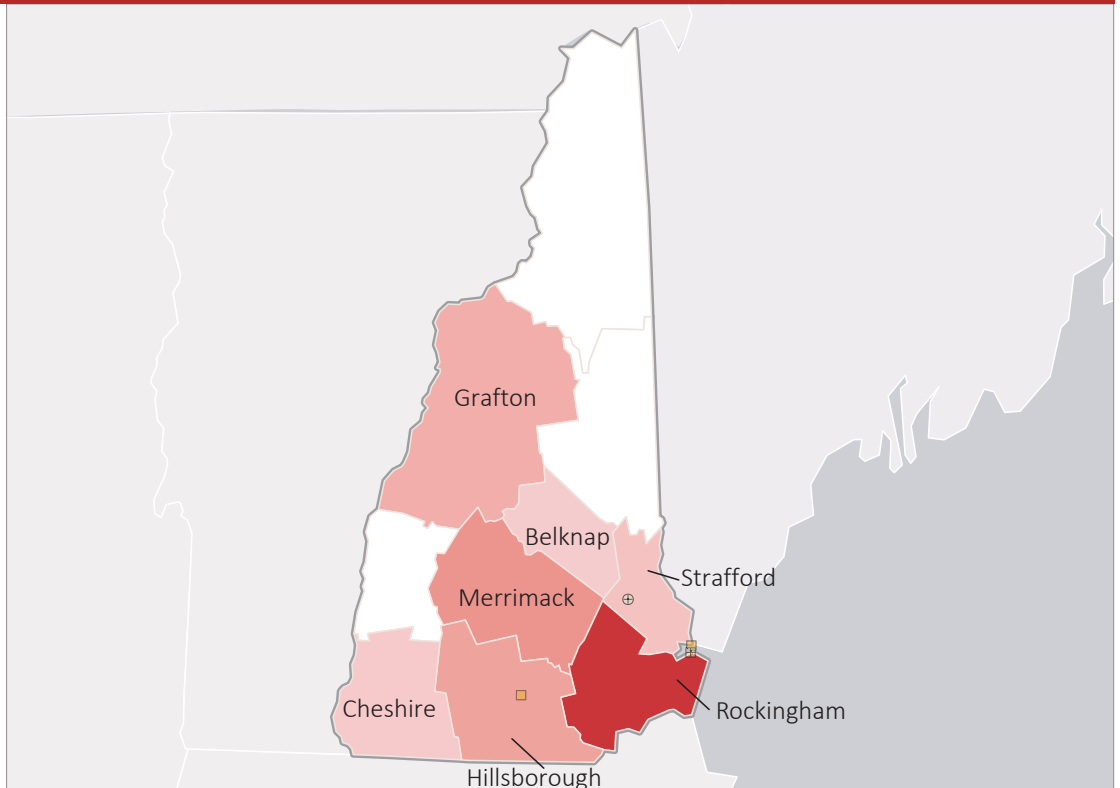
- Hillsborough  
**\$2.0 B**
- Rockingham  
**\$611.7 M**
- Grafton  
**\$108.8 M**
- Sullivan  
**\$80.8 M**
- Belknap  
**\$19.6 M**
- Strafford  
**\$19.5 M**
- Cheshire  
**\$17.9 M**
- Merrimack  
**\$5.7 M**
- Coos  
**\$761.1 K**
- Carroll  
**\$145.3 K**



## TOP DEFENSE PERSONNEL SPENDING LOCATIONS

(K = thousands, M = millions)

- Rockingham  
**\$105.4 M**
- Merrimack  
**\$39.4 M**
- Hillsborough  
**\$31.0 M**
- Grafton  
**\$21.5 M**
- Strafford  
**\$8.1 M**
- Cheshire  
**\$1.6 M**
- Belknap  
**\$329.4 K**



■ AF Active  
 ▣ AF Guard  
  AF Reserve  
 ● Army Active  
 ⊕ Army Guard  
  Army Reserve  
 ◆ MC Active  
 ▲ Navy Active  
 ✱ WHS