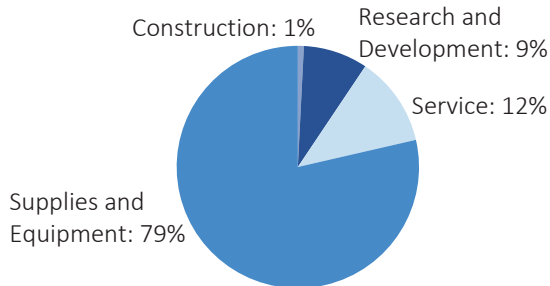


VERMONT

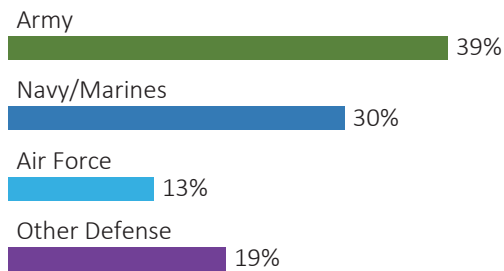
#51 \$0.5 B SPENT IN STATE	#33 1.4% OF STATE GDP	0.1% OF TOTAL U.S. DEFENSE SPENDING	\$783 PER RESIDENT	#45 \$0.3 B CONTRACT SPENDING	#51 4,262 NUMBER OF PERSONNEL	#51 \$0.1 B PERSONNEL SPENDING
--------------------------------------	---------------------------------	---	------------------------------	---	---	--

DEFENSE CONTRACTS

By Type



By Service



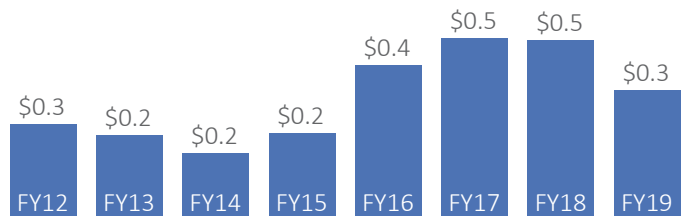
Top Defense Contractors

(M = millions)

United Technologies	\$156.8 M
General Dynamics	\$74.7 M
New England Woodcraft	\$22.1 M
IBM	\$15.6 M
GlobalFoundries	\$8.7 M
Omni Medical Systems	\$7.7 M
Norwich University Applied Research Institutes	\$6.4 M
Revision Militaire Inc.	\$4.0 M
Burlington Engineering Corporation	\$3.6 M
Benaka Inc.	\$3.2 M

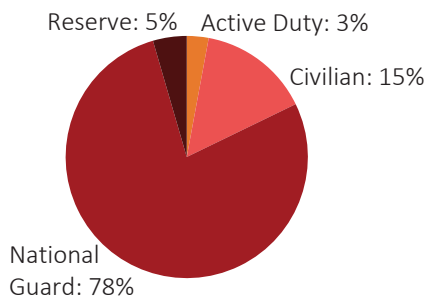
Contract Awards Performed

(By Fiscal Year, billions)

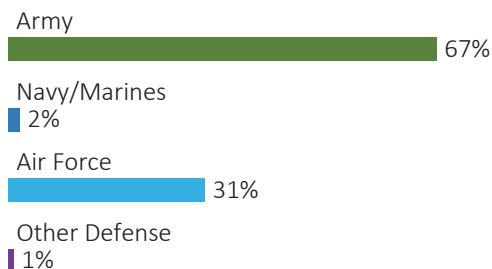


DEFENSE PERSONNEL

Allocations, By Type



Allocations, By Service



\$140.4 MILLION
TOTAL PAYROLL

4,262
TOTAL PERSONNEL

Top Defense Personnel Locations

County	Active Duty	Civilian	National Guard	Reserve	Total
Chittenden	82	564	2,141	ND	ND
Washington	34	15	361	ND	ND
Rutland	0	ND	115	109	ND
Franklin	0	ND	171	0	ND
Windsor	ND	17	77	77	ND
Caledonia	0	ND	82	0	ND
Orange	0	0	80	0	80
Windham	ND	ND	69	0	ND
Bennington	0	0	74	0	74
Lamoille	0	0	57	0	57

TOP DEFENSE CONTRACT SPENDING LOCATIONS

(K = thousands, M = millions)

Addison
\$157.5 M

Chittenden
\$142.7 M

Rutland
\$23.8 M

Washington
\$16.1 M

Windsor
\$3.9 M

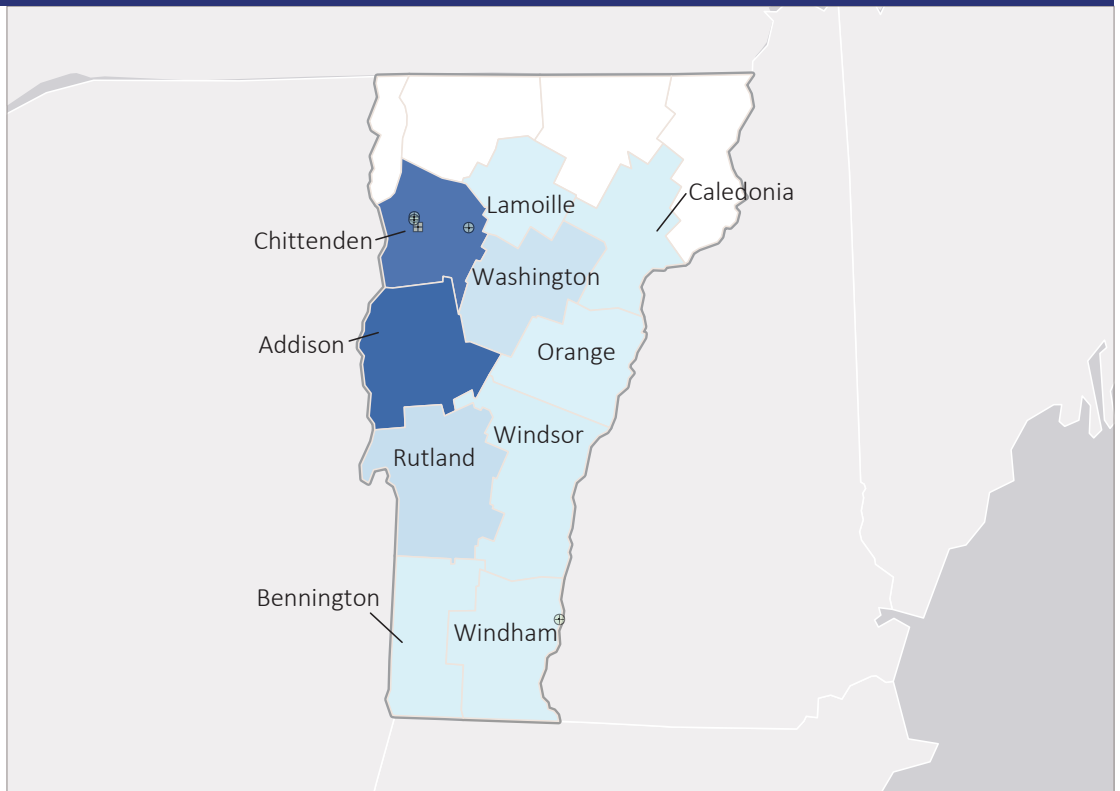
Bennington
\$2.2 M

Caledonia
\$2.0 M

Windham
\$1.6 M

Orange
\$562.6 K

Lamoille
\$218.8 K



TOP DEFENSE PERSONNEL SPENDING LOCATIONS

(K = thousands, M = millions)

Chittenden
\$106.7 M

Washington
\$12.6 M

Windsor
\$5.0 M

Rutland
\$4.4 M

Franklin
\$4.4 M

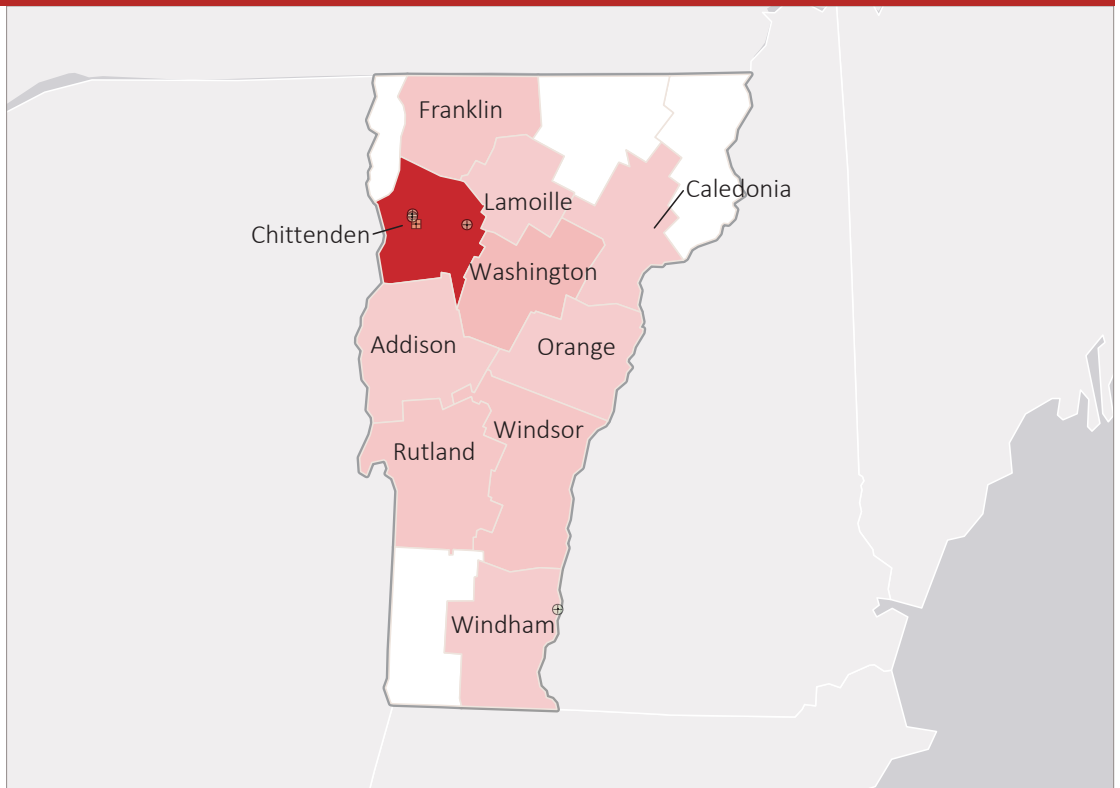
Caledonia
\$1.3 M

Addison
\$1.3 M

Windham
\$1.2 M

Orange
\$980.6 K

Lamoille
\$935.2 K



■ AF Active
 AF Guard
 AF Reserve
 ● Army Active
 Army Guard
 Army Reserve
 ◆ MC Active
 ▲ Navy Active
 ✱ WHS